

Overview of the informal economy in the European Union

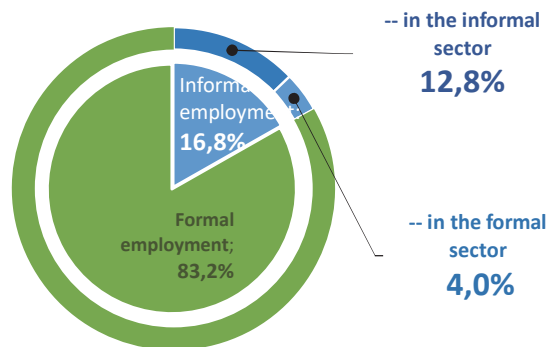
Source: ILO Women in the informal economy 2016 & ILO updates on specific issues

1 Share and composition of informal employment*, by sex (%)

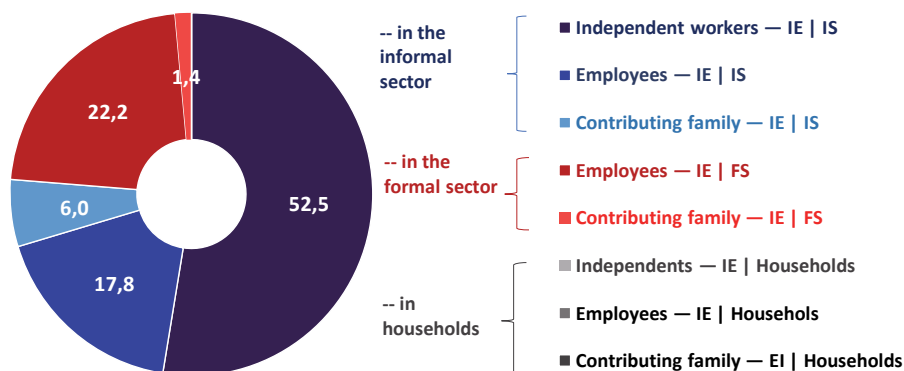
	Men	Women	Total
Informal employment (%), of which:	17,9	15,4	16,8
-- in the informal sector	13,7	11,3	12,6
-- in the formal sector	4,2	4,2	4,2
-- in households
Informal employment, excluding agriculture	15,7	13,3	14,6
-- in the informal sector	11,4	9,0	10,3
-- in the formal sector	4,3	4,3	4,3
-- in households

Estimates of informal employment follow the ILO harmonized definition and ILO estimates may differ from national estimates. For more details, see: *Women and men in the informal economy: A statistical picture (Third edition)*.

2 Share and composition of informal employment, total (%)



3 Composition of informal employment: What is the prevalent form of informality in the country?

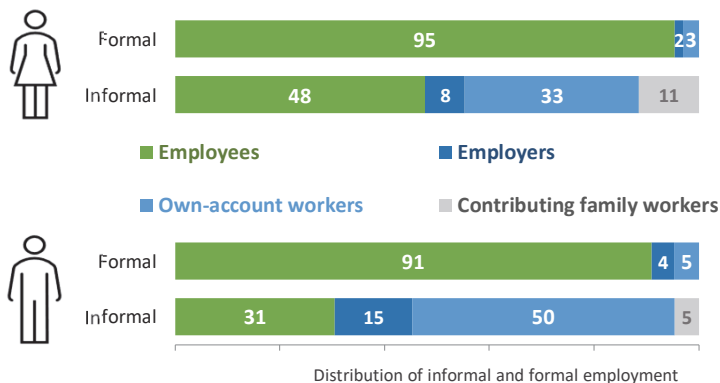


Shares in total informal employment of:

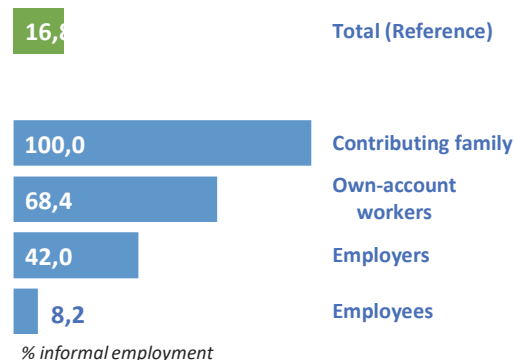
	T	M	W
Independent workers — IE IS	52,5	60,9	40,8
Employees — IE IS	17,8	14,1	23,1
Contributing family — IE IS	6,0	3,5	9,5
Employees — IE FS	22,2	20,5	24,5
Contributing family — IE FS	1,4	1,0	2,0
Independents — IE Households
Employees — IE Households
Contributing family — IE Households
Total	100,0	100,0	99,9

Note: IE= Informal Employment; IS = Informal Sector; EI = formal Employment; FS = Formal Sector

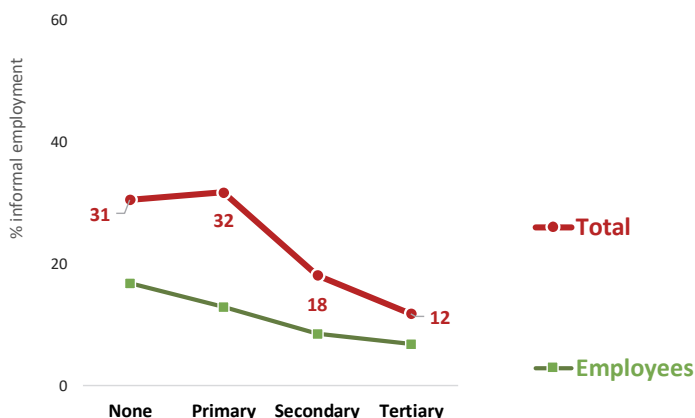
4 Distribution of informal & formal employment by employment status (%)



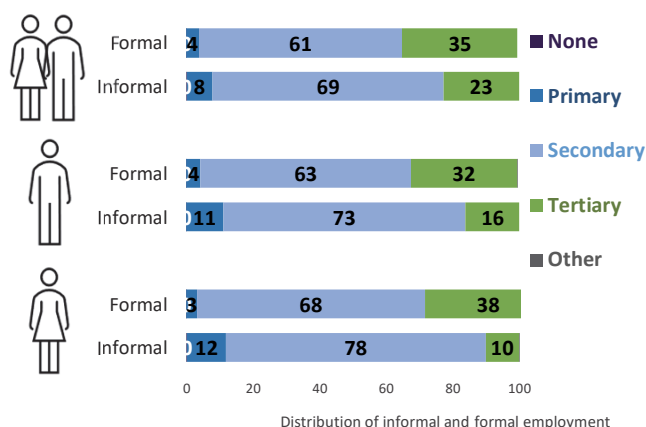
5 Informal employment depending on employment status (%)



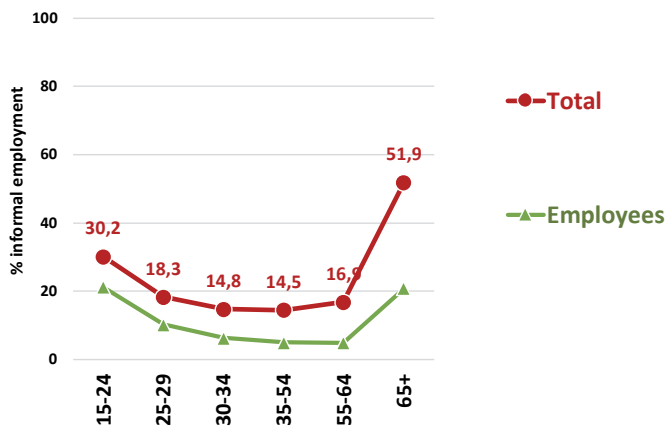
6 Share of informal employment by education level (%)



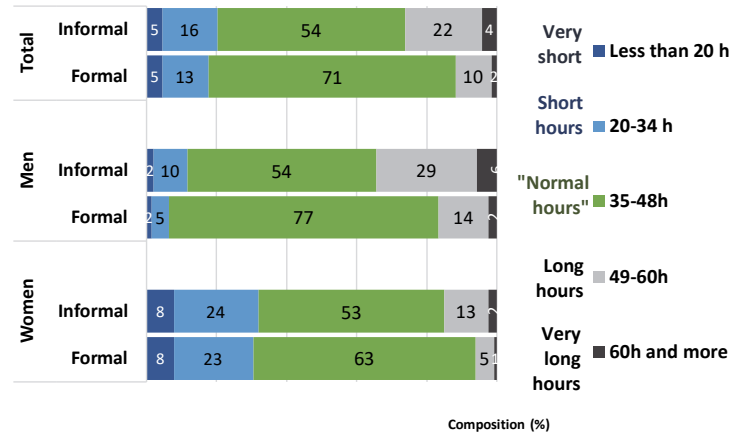
7 Distribution of informal employment by level of education (%)



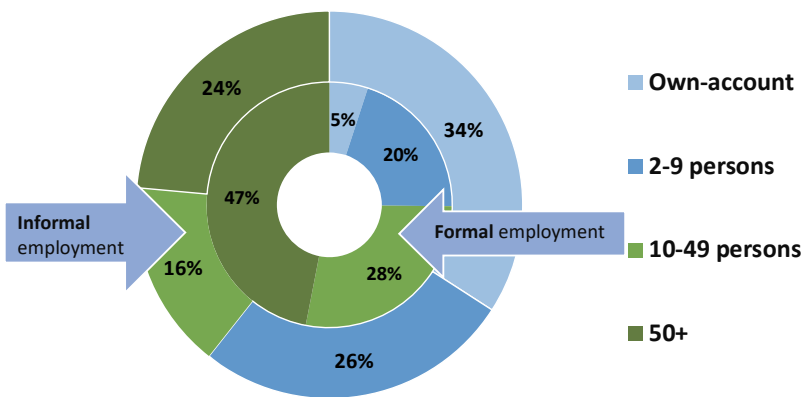
8 Share of informal employment depending on age group (%)



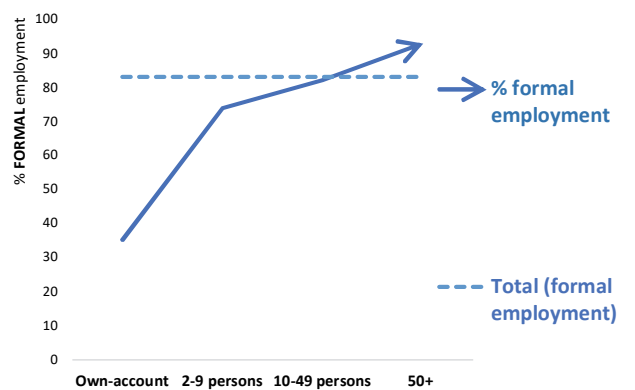
9 Working time and informal employment



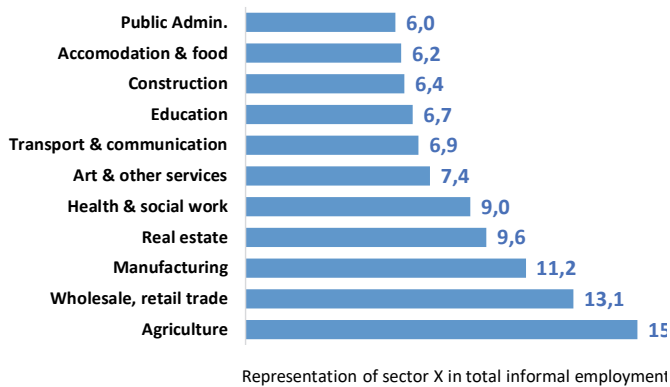
10 Distribution of informal & formal employment by enterprise size (%)



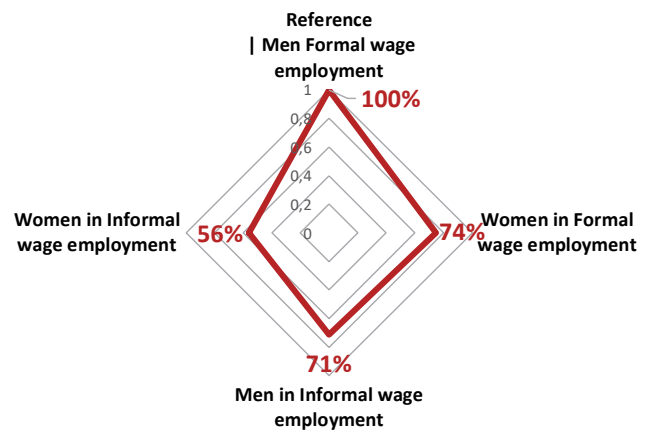
11 Share of informal employment and size of enterprises (%)



12 The sectoral dimension: The 10 sectors the most represented in the informal economy

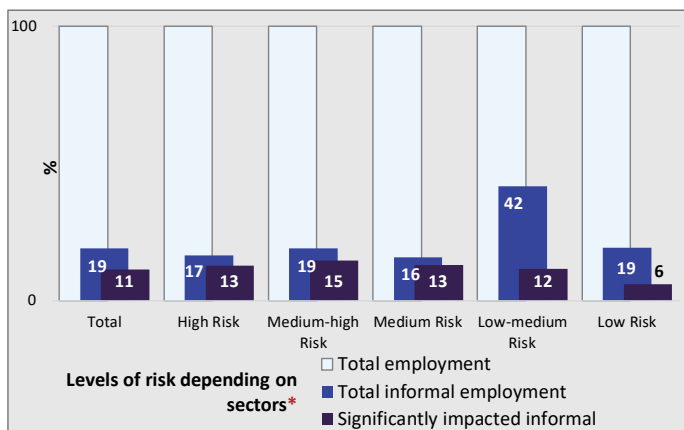


13 Monthly median wage compared to monthly wage of MEN in FORMAL Wage employment



14 The impact of COVID-19 pandemic on the informal economy

Proportion of informal economy workers significantly impacted



High risk sectors: Wholesale and retail trade, repair of motor vehicles, motorcycles; Manufacturing; Accommodation and food services; Real estate; business and administrative activities.
Medium-high risk sectors: Arts, entertainment and recreation, domestic workers, and other services; Transport, storage and communication.
Medium-Risk sectors: Construction; Financial and insurance services; Mining and quarrying.
Low-Medium risk sector: Agriculture, forestry and fishing.
Low-risk sectors: Human health and social work activities; Education; Utilities; Public administration.

Sectors most represented among informal workers significantly impacted by the crisis

