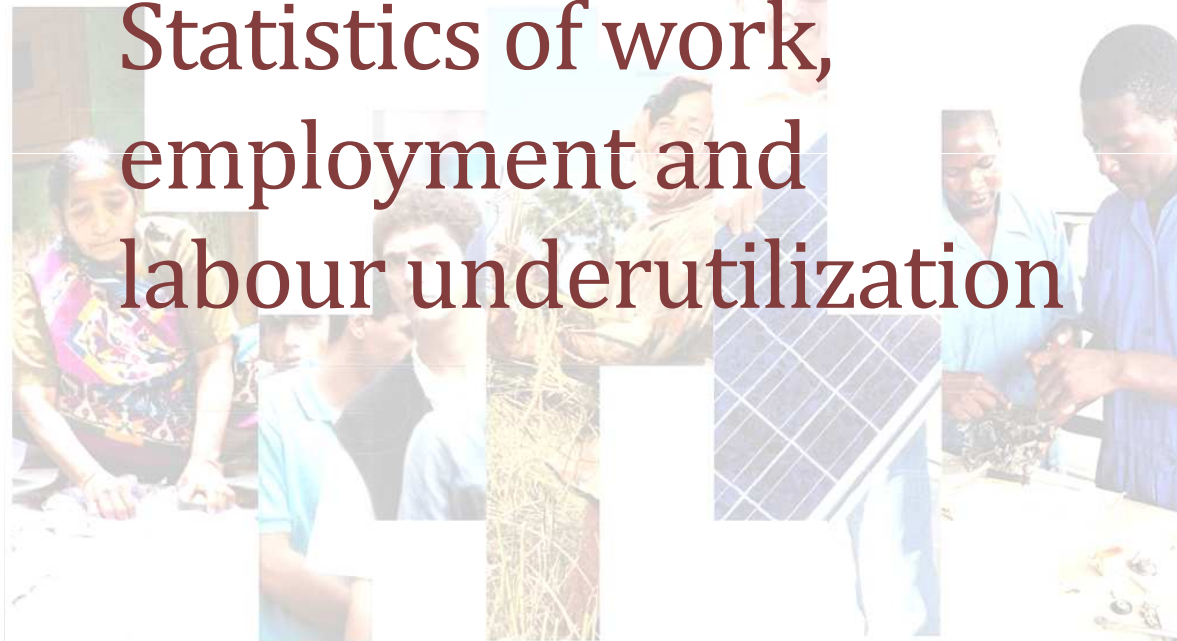




International
Labour
Office

*International Conference of Labour Statisticians
2 - 11 October 2013*

Report II: Statistics of work, employment and labour underutilization



Purpose of Report II



International
Labour
Office

*International Conference of Labour Statisticians
2 to 11 October 2013*

- **Part I: Background to review**
 - Why? What? How?
- **Part II: Main proposals explained**
 - Explains updates, section by section
- **Annex: Draft resolution concerning work statistics**
 - Draft text for discussion

ILO Mandate



International
Labour
Office

- **39th Session of UN Statistical Commission (2008)**
 - Labour statistics review programme
 - Links between paid & unpaid work
 - Coherence with other statistical domains
- **18th ICLS (2008)**
 - Resolution on development of measures of labour underutilization
 - Future work: Update resolution on EAP (13th ICLS, 1982)

*International Conference of Labour Statisticians
2 to 11 October 2013*

ILO preparatory work (2009-2013)



International
Labour
Office

- **Working Group on E & U statistics**
 - 2009, 2011, 2012
- **Regional consultative meetings**
 - 5 major regions
- **ILO Tripartite Meeting of Experts**
- **Desk reviews of national practice**
 - Household surveys, Population & Agricultural Censuses
- **Preliminary assessments**
 - Micro-data evaluation & pilot tests

*International Conference of Labour Statisticians
2 to 11 October 2013*

The proposal

- Builds on existing standards
- Incorporates good practice developed over 30 years
- Consolidates related standards in one resolution
- Provides expanded guidelines for countries
- Facilitates progressive implementation
- Enables reconstruction of existing series
- Promotes international comparability



International
Labour
Office

*International Conference of Labour Statisticians
2 to 11 October 2013*

Relevance

- **To support policy makers**
 - Improve capacity to monitor labour markets & labour underutilization –job creation, access & integration to labour markets,
 - Develop & implement policies targeting all forms of work –social inclusion, gender justice, food security, well-being
- **For statistical systems**
 - Improve responsiveness of statistics to users & needs
 - Promote integration of labour force statistics
 - with statistics on other forms of work & other domains (economic, production, migration, population)



International
Labour
Office

*International Conference of Labour Statisticians
2 to 11 October 2013*

Key advances (I): Forms of work



International
Labour
Office

- **New reference concept Work**
 - Covers ALL productive activities
 - Maintains coherence with 2008 SNA
- **Employment definition refined**
 - As work for pay, profit
 - Measured based on existing principles
 - For more targeted LM measures
- **Other forms of work fully measured**
 - Own-use production work
 - Volunteer work
 - To assess economic & social contributions

International Conference of Labour Statisticians
2 to 11 October 2013

Key advances (II): Indicators highlighted as part of national set



International
Labour
Office

- **Labour underutilization (LU1-LU4)**
 - As headline measures with unemployment
 - Focus on insufficient qty of work for pay/profit
- **Informality, job search among employed, inadequate employment due to skills, income, ...**
 - For wider labour market monitoring
- **% Subsistence foodstuff producers**
 - To monitor extent, trends & highlight for policy
 - To assess issues with labour market integration
- **Low pay, working poor**
 - To assess links between employment & poverty
- **Headline measures for other forms of work**

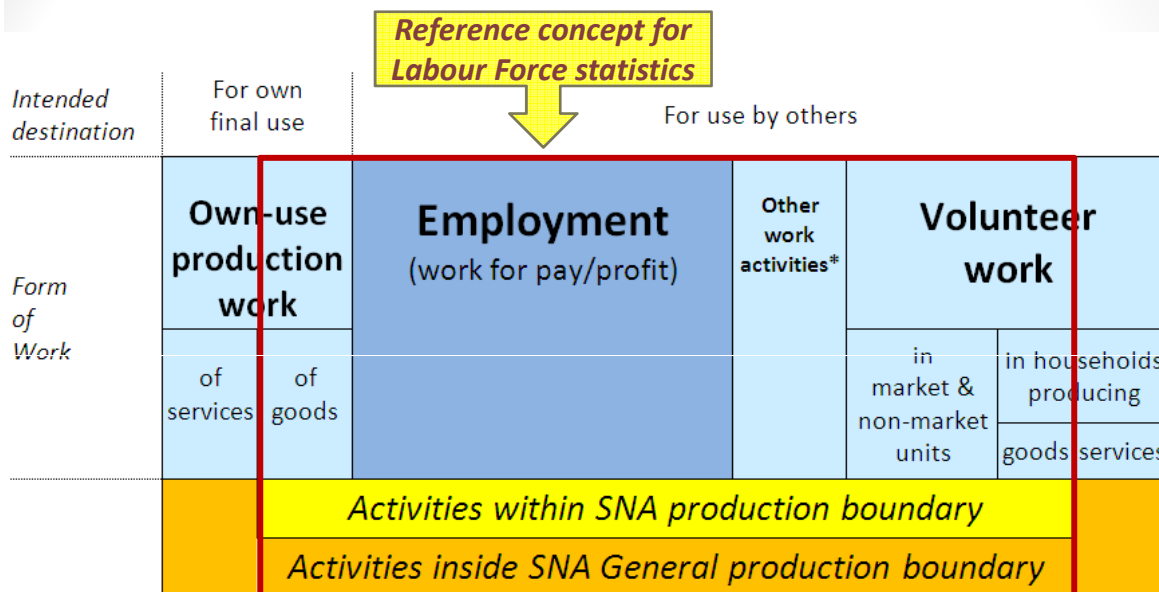
International Conference of Labour Statisticians
2 to 11 October 2013

Forms of work



International Labour Office

International Conference of Labour Statisticians
2 to 11 October 2013



*i.e. unpaid, compulsory work for others.

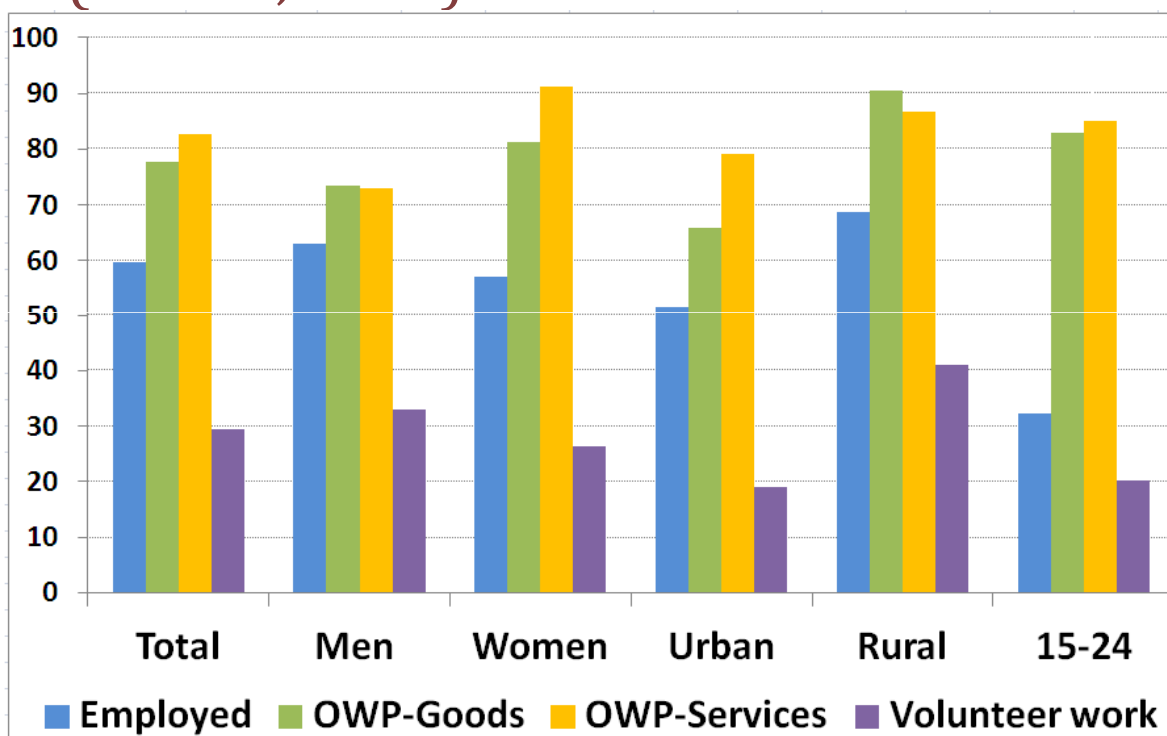
- Continued coherence with SNA
- Considers ALL inputs into production

Illustration: % of WAP in forms of work (Liberia, 2010)



International Labour Office

International Conference of Labour Statisticians
2 to 11 October 2013



Source: ILO calculations based on national data (2010)

Labour force status: As per current standards...

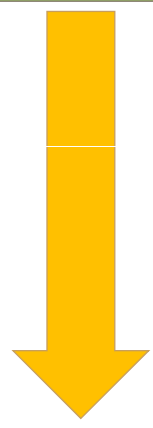


International Conference of Labour Statisticians
2 to 11 October 2013

ALL OTHERS, whether or not:

- ALL who work for pay
- ALL who work for profit
- ALL who work for training
- ALL who produce goods for own final use
- ALL who volunteer for org.
- ALL who volunteer to produce goods for others

- Provide services for own final use
- Volunteer providing services for others



Persons in employment



Labour force status: In national practice...



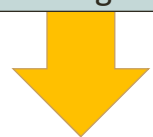
International Conference of Labour Statisticians
2 to 11 October 2013

ALL OTHERS, whether or not:

- ALL who work for pay
- ALL who work for profit
- Some who work for training
- Some who produce goods for own final use
- Some volunteering for organizations
- Some volunteering to produce goods for others

- Provide services for own final use
- Volunteer providing services for others

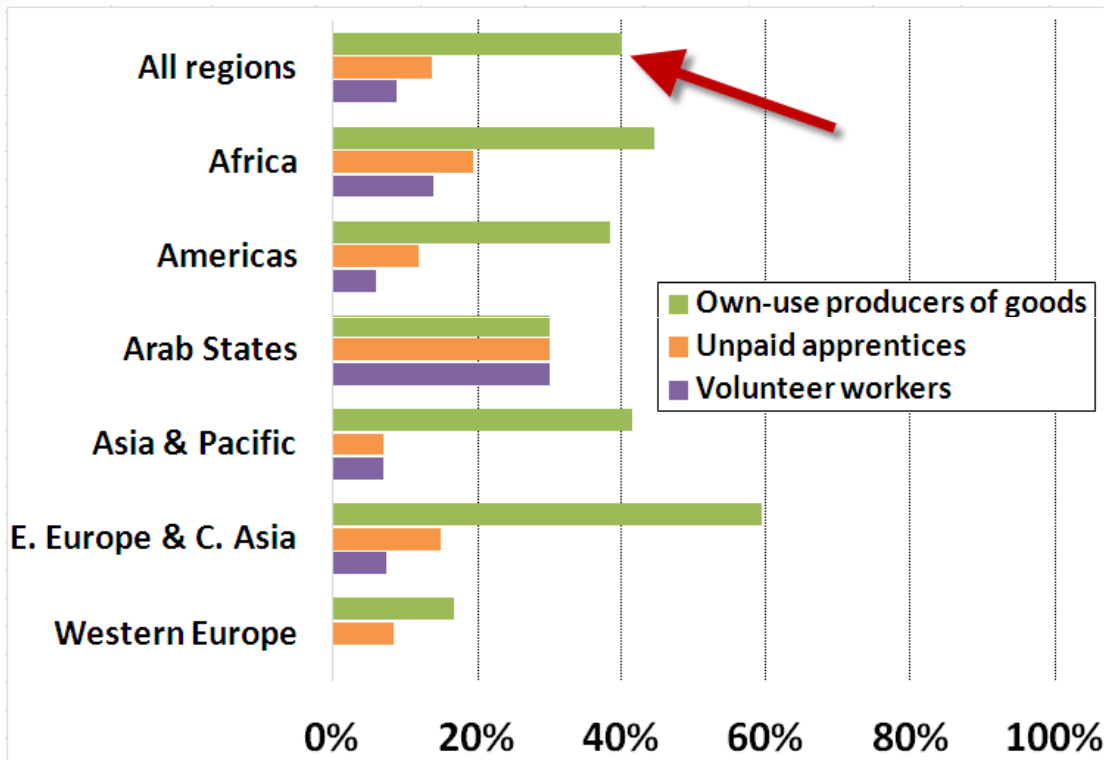
- Some who work for training
- Some producing goods for own final use
- Some volunteering for org.
- Some volunteering to produce goods for others



Persons in employment

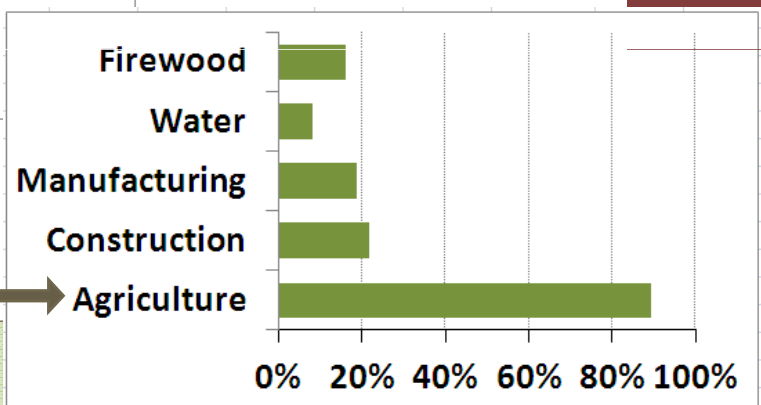
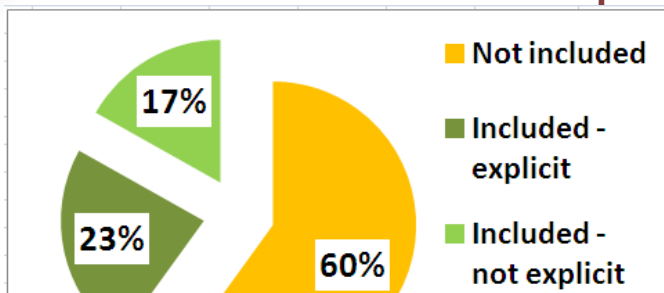


National practice: Uneven inclusion of selected groups in employment



Source: ILO review of country practices (most recent LFS)

National practice: Partial and uneven inclusion of own-use production of goods



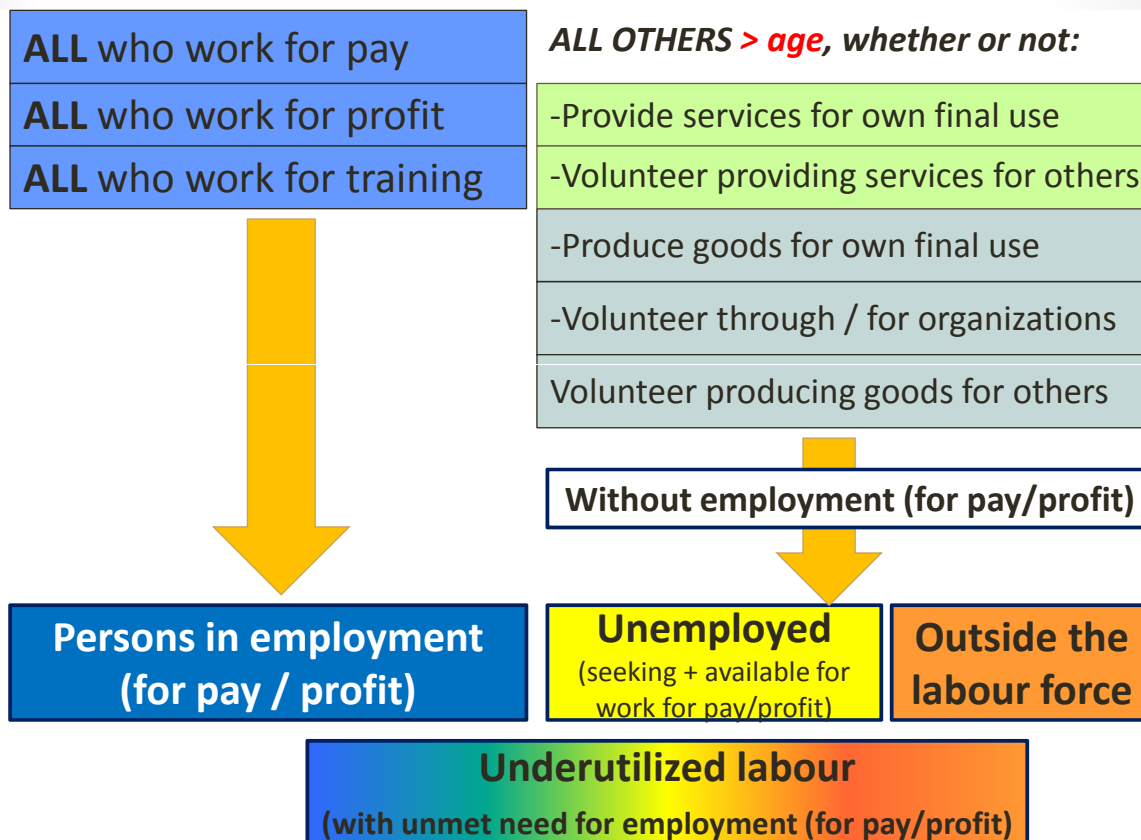
Included only if:
 < Working time threshold
 Important % Household Budget
 Important to Household Consumption

...Labour force in revised proposal



International Labour Office

International Conference of Labour Statisticians
2 to 11 October 2013



Labour underutilization



International Labour Office

International Conference of Labour Statisticians
2 to 11 October 2013

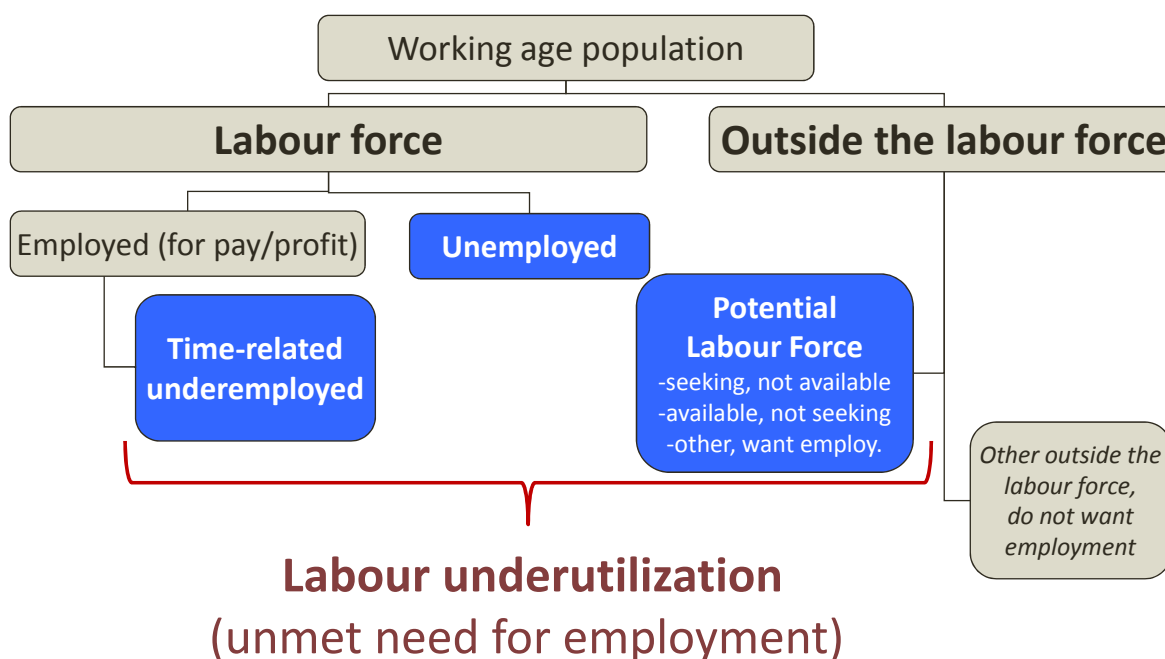
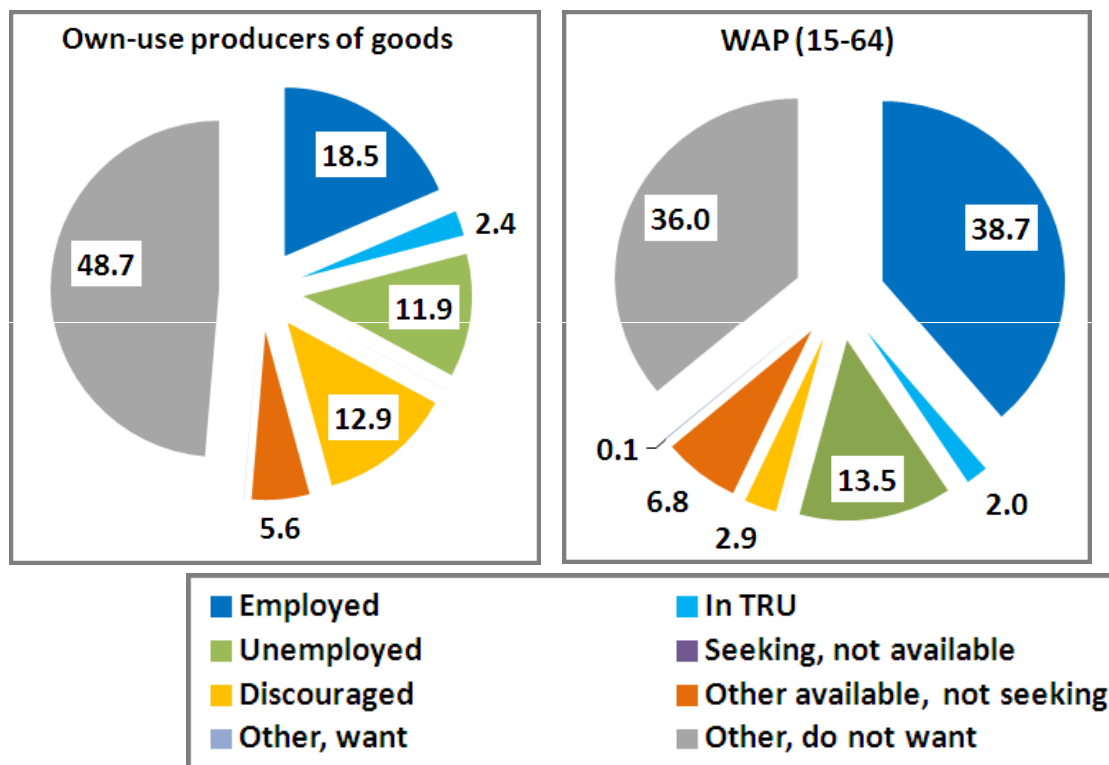


Illustration: Labour force status of Own-use producers (South Africa, 2011)



International Labour Office



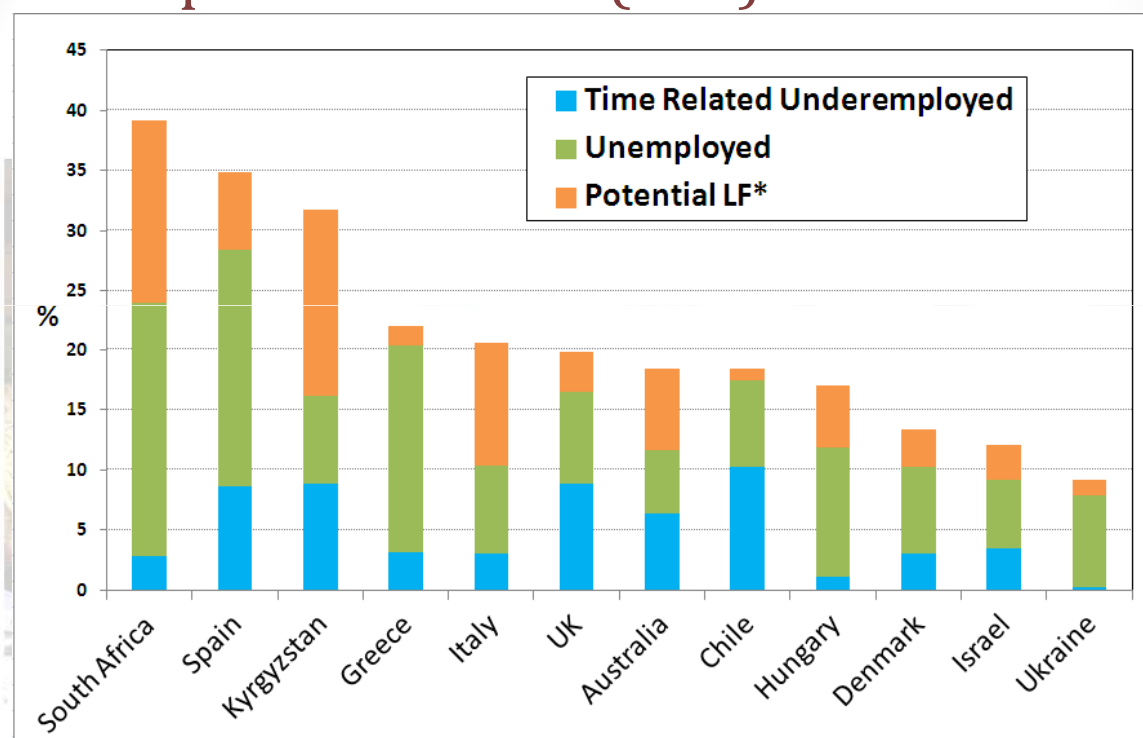
International Conference of Labour Statisticians
2 to 11 October 2013

Source: ILO calculations based on national data (2011)

Illustration: Labour underutilization Composite indicator (LU4)



International Labour Office



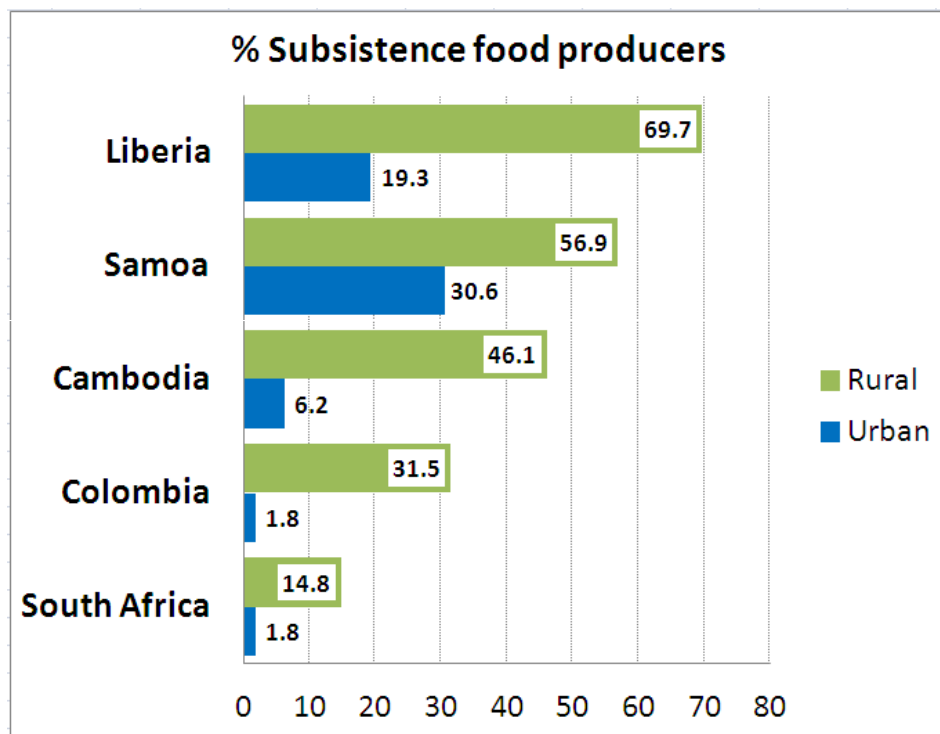
International Conference of Labour Statisticians
2 to 11 October 2013

Source: ILO calculations based on national data (2011)

Illustration: New rate of subsistence foodstuff producers



International Labour Office



Source: ILO calculations based on national data (2010-2012)

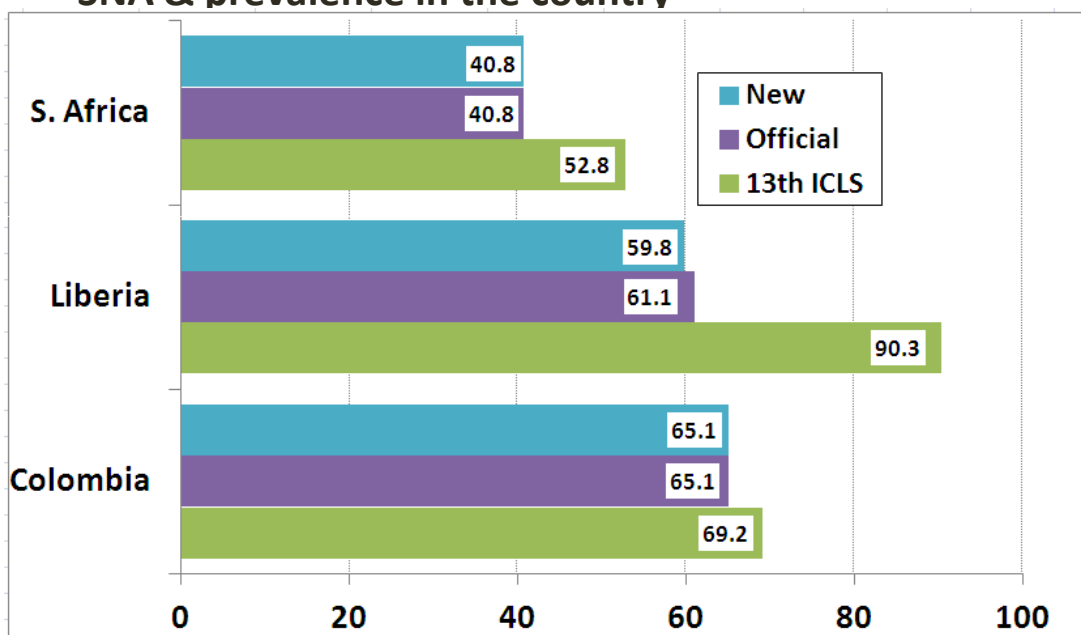
International Conference of Labour Statisticians
2 to 11 October 2013

Impact of revisions: Illustration Employment to Pop. Ratio (15-64 yrs)



International Labour Office

- Depends on existing coverage of activities within 2008 SNA & prevalence in the country



Source: ILO calculations based on national data (2010-2011)

International Conference of Labour Statisticians
2 to 11 October 2013

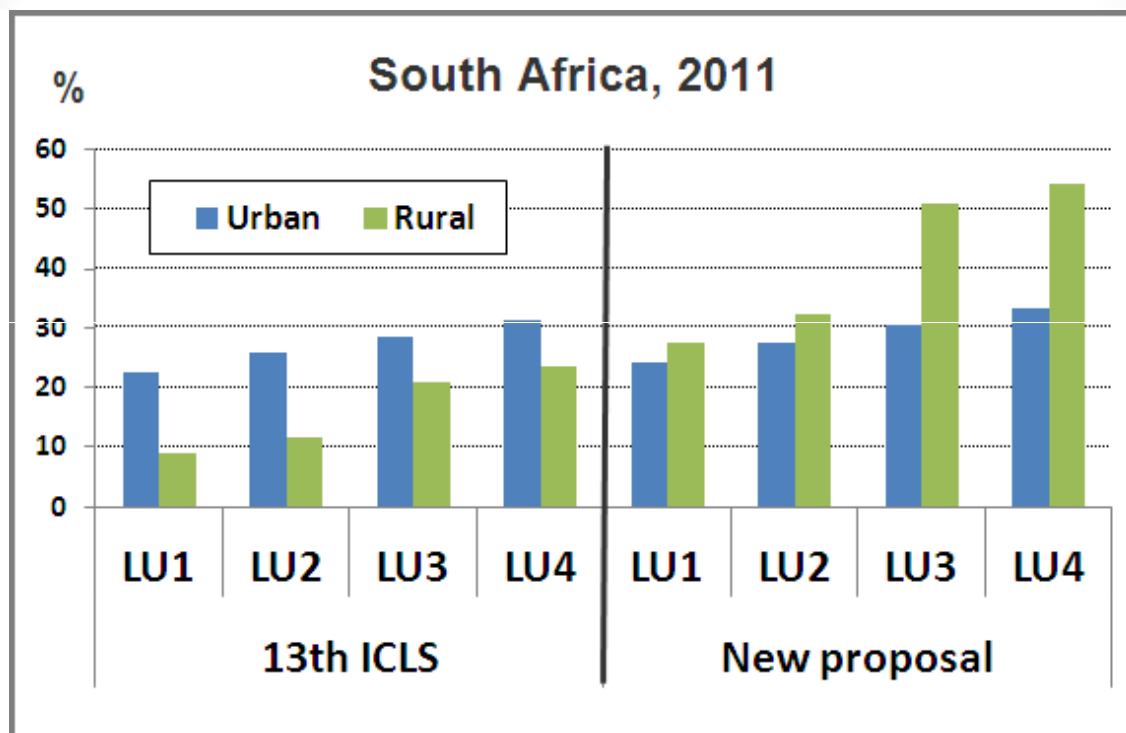
Impact of revisions: Illustration

Unemployment & LU measures



International
Labour
Office

International Conference of Labour Statisticians
2 to 11 October 2013



Source: ILO calculations based on national data (2011)

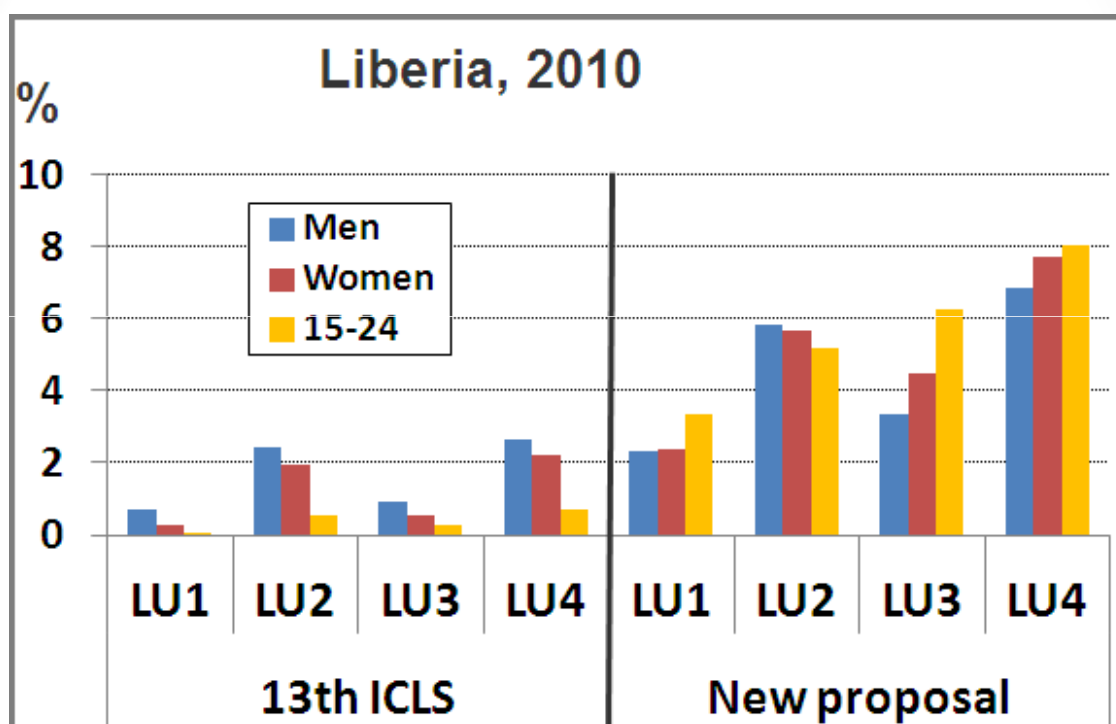
Impact of revisions: Illustration

Unemployment & LU measures



International
Labour
Office

International Conference of Labour Statisticians
2 to 11 October 2013



Source: ILO calculations based on national data (2010)

Work statistics into the future

- **Should serve as guidance for 20-30 years...**
- **More complete picture of work**
 - Changing work patterns, labour market access, underutilization & integration of persons
- **Permit progressive implementation, dual time-series & reconstruction of components**
 - Flexible, coordinated collection/reporting programmes & building-block approach
- **Better serve future needs, to inform broadest range of economic & social policies**
 - Job creation, poverty & inequality, livelihoods, food security, well-being, social inclusion, gender justice



International
Labour
Office

*International Conference of Labour Statisticians
2 to 11 October 2013*