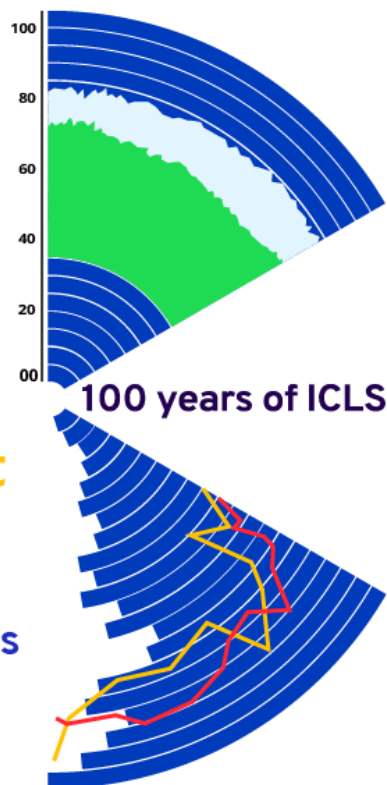




International
Conference of
Labour Statisticians
11-20 October 2023



LFS COUNTRY PRACTICES REVIEW

Contents

- ▶ ILO Review of LFS Country Practices
- ▶ Main LFS characteristics
- ▶ Employment measurement
- ▶ Labour underutilization measurement
- ▶ Forms of work measurement

ILO REVIEW OF LFS COUNTRY PRACTICES

ILO REVIEW OF LFS COUNTRY PRACTICES

- ▶ Questionnaire created by the ILO Department of Statistics.
- ▶ Sent to 185 ILO Member States in June 2023.
- ▶ Intention of creating a LFS practices database with the information compiled.
- ▶ Platform to submit responses remains open.

Sections of the questionnaire

- A.** Current situation of the National LFS
- B.** Key concepts and definitions used in the LFS
- C.** Key classifications - ICSE
- D.** Key classifications - ISCO
- E.** Forms of work other than employment
- F.** Use of the LFS for statistics disaggregated by international migrant status

ILO REVIEW OF LFS COUNTRY PRACTICES

Country coverage as of September 19, 2023

Region	Number of countries having submitted the questionnaire	Share of the regional labour force covered
Africa	32	66%
Americas	22	94%
Arab States	7	68%
Asia and the Pacific	26	70%
Europe and Central Asia	39	66%
Total	126	72%



International
Labour
Organization

MAIN LFS CHARACTERISTICS

MAIN LFS CHARACTERISTICS

Frequency of LFS data collection

55

countries with
continuous LFS

9

countries with
monthly LFS

24

countries with
quarterly LFS

2

countries with
other sub-annual LFS

7

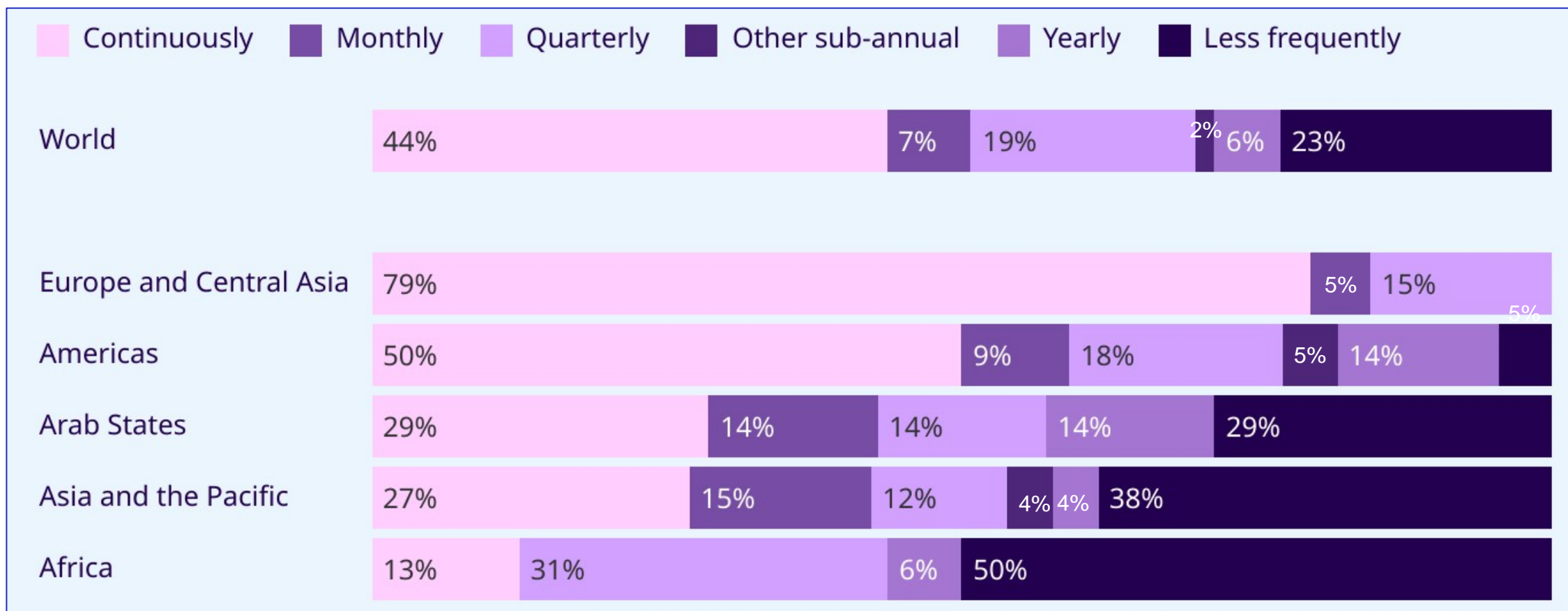
countries with
annual LFS

29

countries with
less frequent LFS

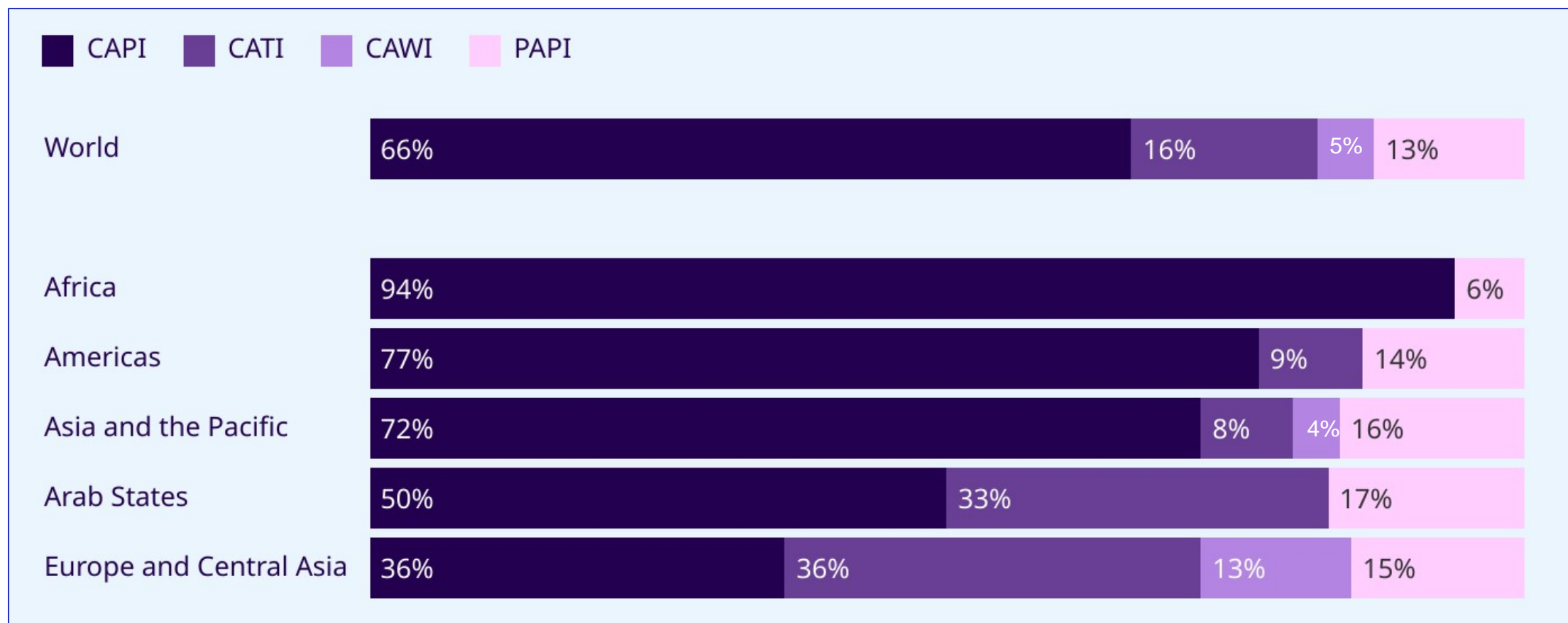
MAIN LFS CHARACTERISTICS

Frequency of LFS data collection



MAIN LFS CHARACTERISTICS

Main mode of LFS data collection



MAIN LFS CHARACTERISTICS

Mode of LFS data collection

- ▶ **52%** of responding countries have multiple modes of data collection

	Main mode of data collection				
	CAPI	PAPI	CATI	CAWI	Total
Responding countries with multiple modes	63%	63%	15%	0%	52%

MAIN LFS CHARACTERISTICS

Mode of LFS data collection

- ▶ **In 75% of the 95 countries** with CAPI, CATI or CAWI as the main data collection mode, the main device used is a tablet, in 18% a laptop and in 7% a mobile phone.
- ▶ Tablets are the main device in all countries with CAWI, 82% of those with CAPI, and 33% of those with CATI.
- ▶ Laptops are the main device in 60% of countries with CATI and 10% of countries with CAPI.



International
Labour
Organization

EMPLOYMENT MEASUREMENT

Treatment in employment of special groups

(% of responding countries treating each group as employed)

	World	Africa	Americas	Arab States	Asia and the Pacific	Europe and Central Asia
Persons working without pay in a family business	86%	71%	95%	57%	92%	95%
Persons on paid absence for more than 3 months	82%	84%	82%	86%	85%	79%
Persons with seasonal jobs not working in the off-season	37%	52%	32%	14%	54%	21%
Persons on unpaid absence for more than 3 months	17%	26%	9%	29%	19%	10%
Farmers, fishers, ... producing mainly for family consumption	26%	39%	27%	14%	27%	15%
Unpaid trainees	17%	26%	36%	0%	15%	3%
Volunteers	14%	32%	14%	14%	12%	3%
Other people doing unpaid work	5%	16%	0%	14%	0%	0%

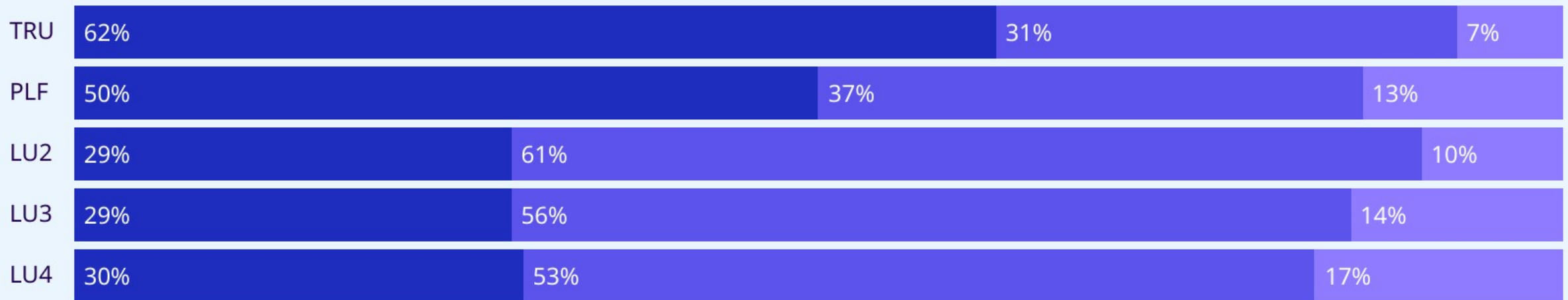
LABOUR UNDERUTILIZATION MEASUREMENT

PRODUCTION AND PUBLICATION OF LABOUR UNDERUTILIZATION INDICATORS

		Number of countries which		
		publish	can produce but do not publish	cannot produce
	TRU	78	39	9
	PLF	63	46	17
	LU2	37	77	12
	LU3	37	71	18
	LU4	38	67	21

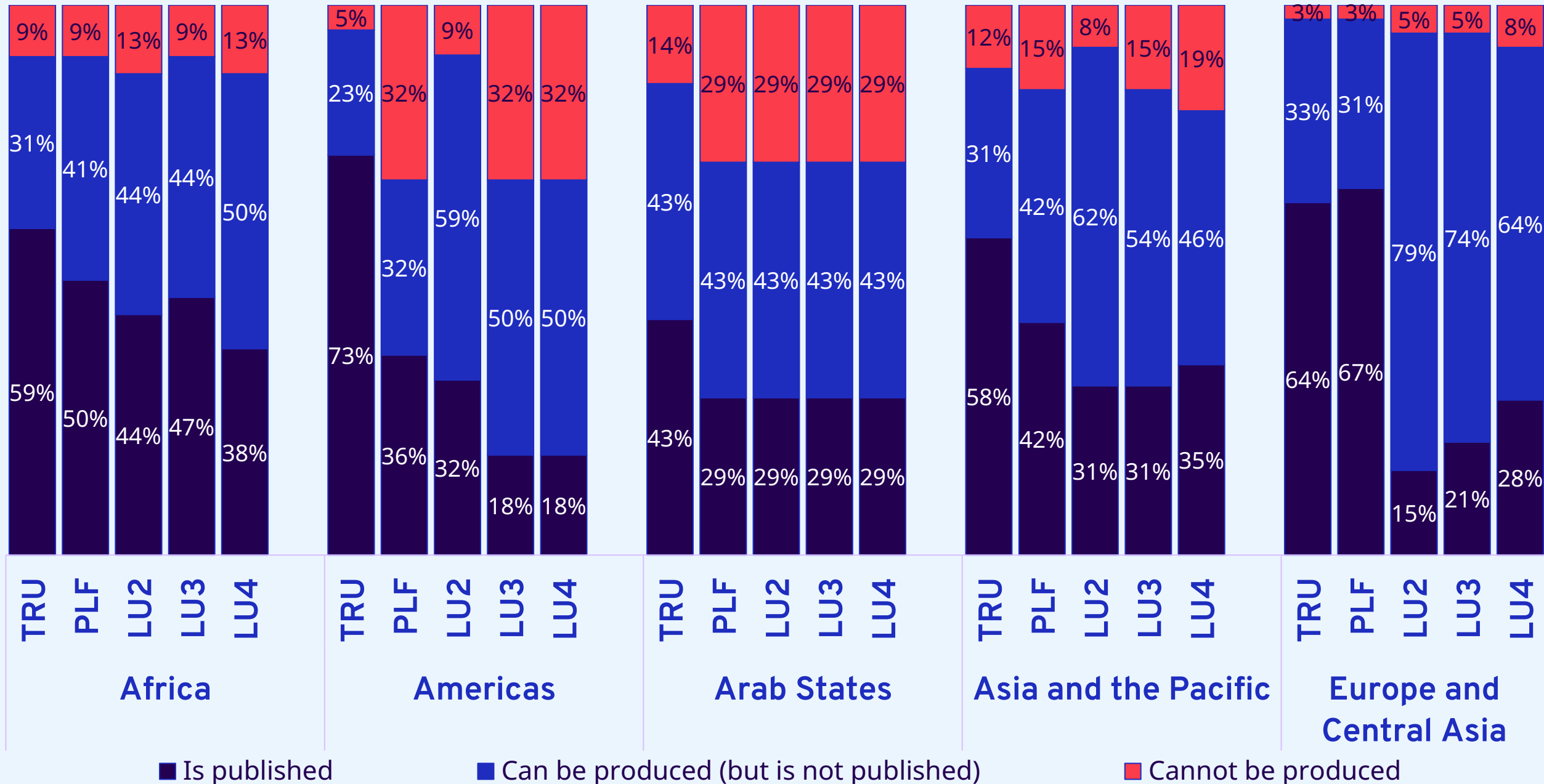
PRODUCTION AND PUBLICATION OF LABOUR UNDERUTILIZATION INDICATORS

■ Is published ■ Can be produced (but is not published) ■ Cannot be produced



- ▶ Large shares of countries producing but not disseminating LU indicators point to strong communication challenges or lack of national priority.
- ▶ Some LFS questionnaires still do not include updated LU questions.

Labour underutilization indicators by region





International
Labour
Organization

▶ FORMS OF WORK MEASUREMENT

Number and share of countries having measured or planning to measure these forms of work between 2020 and 2025

	Own-use goods production		Own-use services production / Unpaid domestic and care work		Volunteer work		Unpaid trainee work	
	#	%	#	%	#	%	#	%
Africa	23	72	18	56	17	53	16	50
Americas	16	73	17	77	15	68	13	59
Arab States	2	29	1	14	1	14	1	14
Asia & the Pacific	15	58	14	54	9	35	8	31
Europe & Central Asia	15	38	17	44	16	41	8	21
WORLD	71	56	67	53	58	46	46	37



International
Labour
Organization

CONCLUDING REMARKS

CONCLUDING REMARKS

- ▶ 19th ICLS resolution implementation is steadily growing and many further projects are underway.
- ▶ More than 100 countries are producing LU indicators.
 - communications challenges to address for their dissemination
 - other countries to consider starting measuring LU
- ▶ Measurement of forms of work other than employment is increasing but still limited country coverage
 - (about half or less of reporting countries depending on the form of work).
- ▶ Invitation to submit the questionnaire if not done yet.

THANK YOU