



International
Labour
Office

Statistics on social dialogue



*International Conference of Labour Statisticians
2 - 11 October 2013*

Contents




International
Labour
Office

- Which statistics on social dialogue?
- ILO surveys of social dialogue indicators
- Trade union density rate
- Collective bargaining coverage rate
- Some findings
- Improving the collection of statistics on social dialogue

*International Conference of Labour Statisticians
2 - 11 October 2013*

Which statistics on social dialogue?



Social dialogue domain	Statistics and indicators
Associational structure	<ul style="list-style-type: none"> • Centralization • Concentration • Trade union membership • Trade union density
	<ul style="list-style-type: none"> • Employers' organization density
Tripartism	<ul style="list-style-type: none"> • Composite index - participation in public policy
Collective bargaining	<ul style="list-style-type: none"> • Collective bargaining coverage • Wage coordination • Level of bargaining
Worker participation	<ul style="list-style-type: none"> • Composite index - institutionalized worker representation at firm level

Department of Statistics

International Conference of Labour Statisticians
2 - 11 October 2013

ILO surveys of social dialogue indicators




- World Labour Report 1997
- Social Dialogue Indicators 2003/4
- International Statistical Enquiry 2008/9
- Annual Enquiry of Labour Statistics 2011

Department of Statistics

International Conference of Labour Statisticians
2 - 11 October 2013

Trade Union Density rate




Union membership as a proportion of the eligible workforce

- Union membership:
 - Actual active members (exclude retired workers, students..)
- Eligible workforce:
 - Exclude workers without the right to join a trade union
 - Employees (paid employment)
 - Employees + own account workers (or self-employed)
- Rates:
 - TUD EES (Male, Female)
 - TUD EES + OAW (Male, Female)
 - TUD EMP (Male, Female)
 - TUD Private / Public Sector

Department of Statistics

International Conference of Labour Statisticians
2 - 11 October 2013

Trade Union Density rate




$$TUD = \frac{TUM - \text{retired members, students etc.}}{(EES) \text{ or } (EES+OAW) \text{ or } (EMP) - \text{excluded from right}} \times 100$$

Department of Statistics

International Conference of Labour Statisticians
2 - 11 October 2013

Collective bargaining coverage rate



International
Labour
Office


Coverage by collective bargaining agreements as a proportion of the eligible workforce

- Coverage by collective bargaining agreement (CBA):
 - Include workers covered by extension of CBA
- Eligible workforce:
 - Exclude workers without the right to collective bargaining
 - Employees (paid employment)
 - Employees + own account workers (or self employed)
- Rates:
 - CBC EES (Male, Female)
 - CBC EES + OAW (Male, Female)
 - CBC EMP (Male, Female)
 - CBC Private / Public Sector

Department of Statistics

International Conference of Labour Statisticians
2 - 11 October 2013

Collective bargaining coverage rate



International
Labour
Office

$$CBC = \frac{\text{Coverage by CBA incl by extension}}{(\text{EES}) \text{ or } (\text{EES} + \text{OAW}) \text{ or } (\text{EMP}) - \text{excluded from right}} \times 100$$

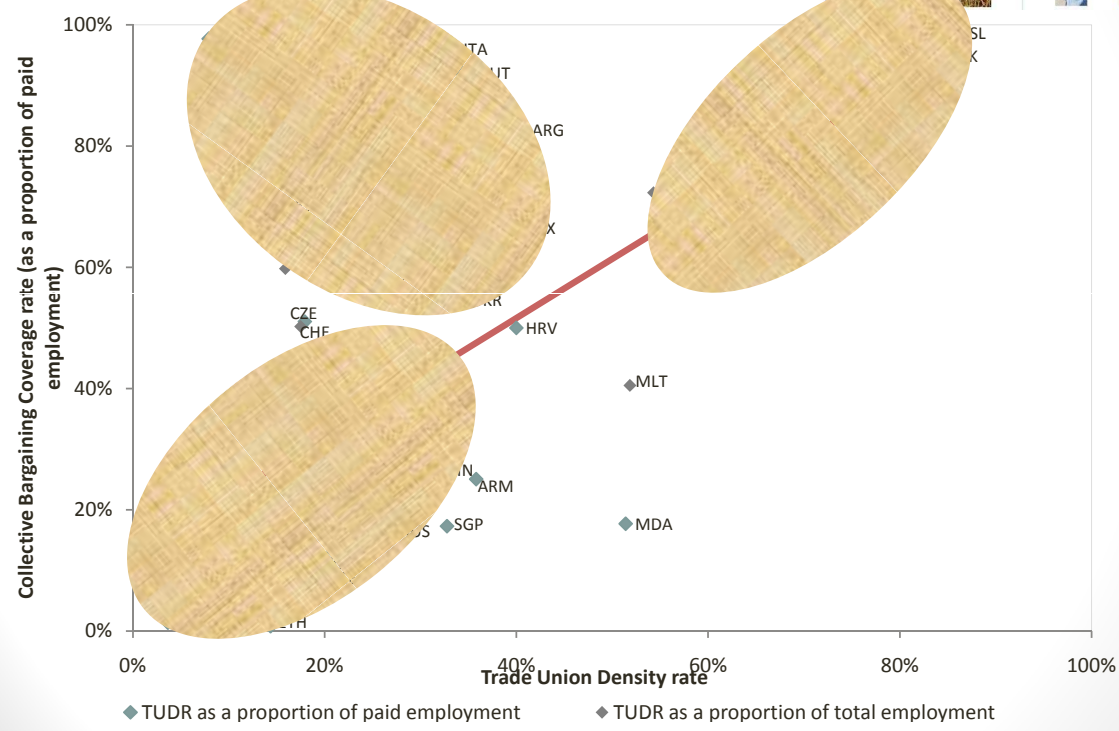
Department of Statistics

International Conference of Labour Statisticians
2 - 11 October 2013

Some findings



Trade union density and collective bargaining coverage rates



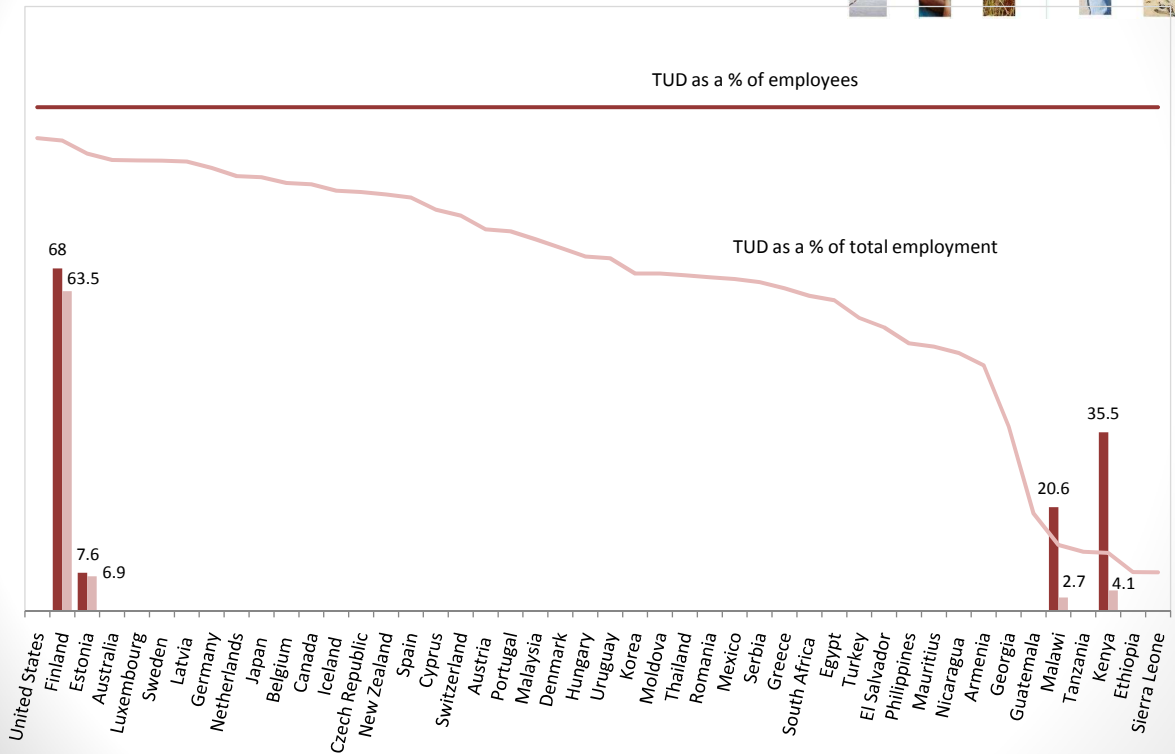
Department of Statistics

Source: ILO

International Conference of Labour Statisticians
2 - 11 October 2013

Some findings

Relative difference between trade union density as a proportion of employees and total employment




Department of Statistics

Source: ILO

International Conference of Labour Statisticians
2 - 11 October 2013

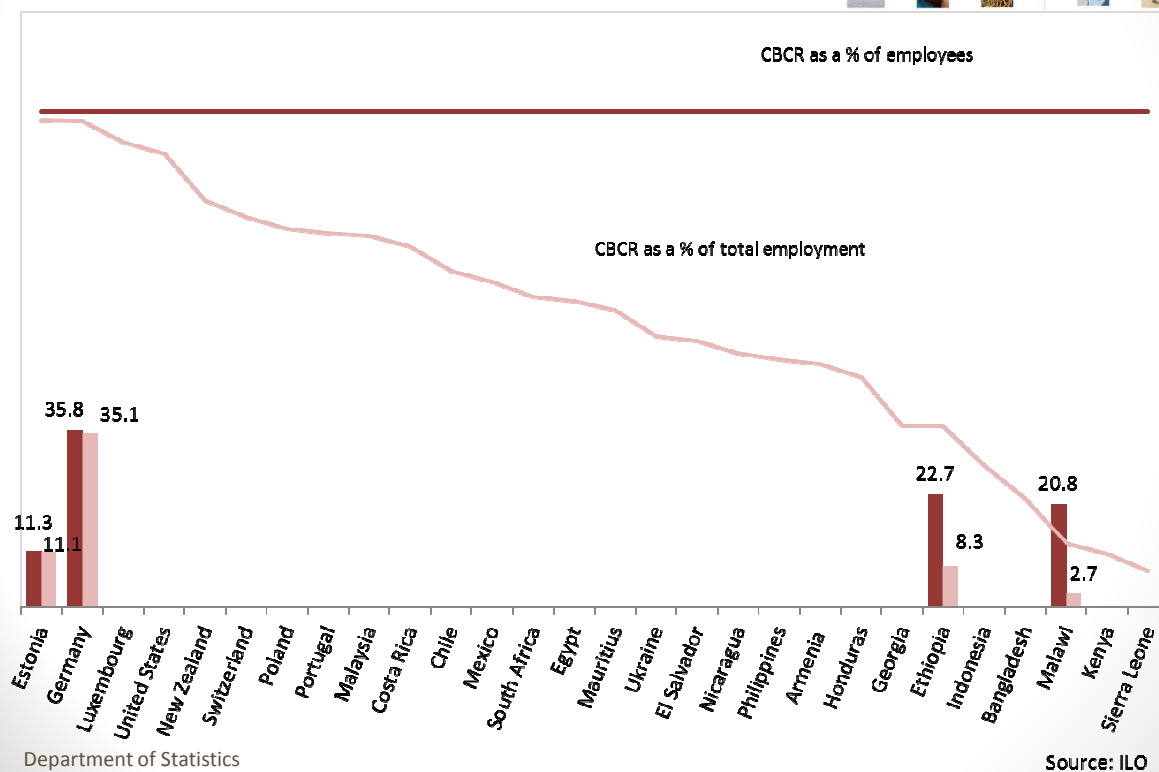
Some findings

Relative difference between collective bargaining coverage rates as a proportion of employees and total employment




International Labour Office

International Conference of Labour Statisticians
2 - 11 October 2013



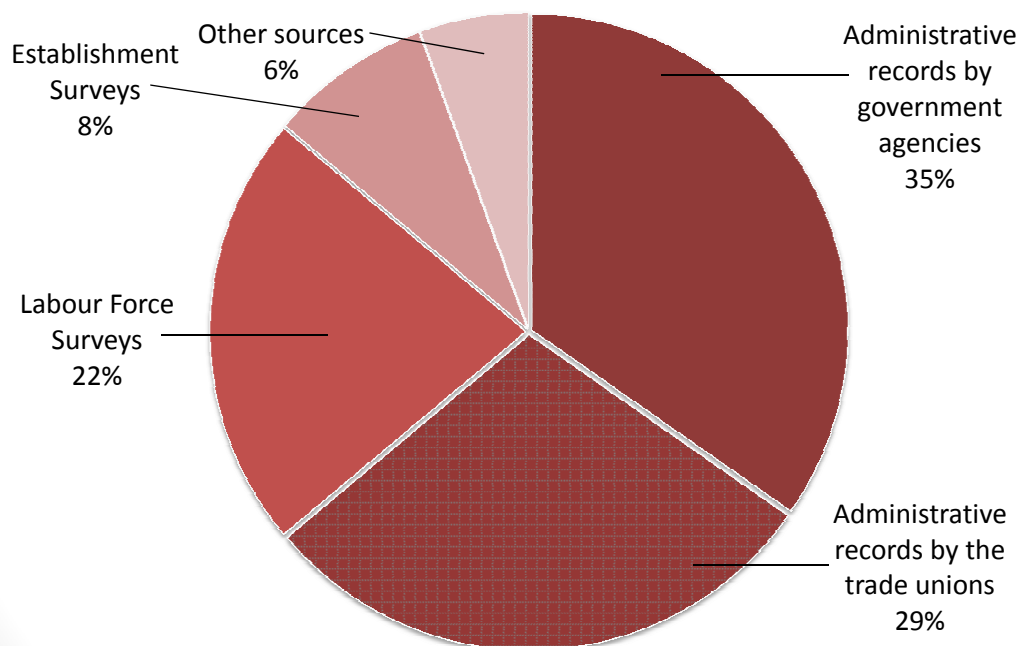
Sources 2011

Sources used to report Trade Union Membership and/or Collective Bargaining Coverage



International Labour Office

International Conference of Labour Statisticians
2 - 11 October 2013



Other sources include official estimates, collective bargaining agreements, insurance records and Labour Inspectorate records.

Department of Statistics

Improving the collection of social dialogue statistics



International
Labour
Office

Key challenges:

- Improving collection of data at the national level
- Methodology
 - Improve coverage and disaggregation of data
 - Estimate legal exclusion
- Sources:
 - Administrative records
 - Labour Force Surveys

Department of Statistics

*International Conference of Labour Statisticians
2 - 11 October 2013*