



Polish experiences in monitoring of labour underutilization, unregistered employment , unpaid work, volunter work



"Better Data to Better Monitor the Status of Women in Informal Employment, Unpaid Work and Work in Rural Areas and Agriculture",

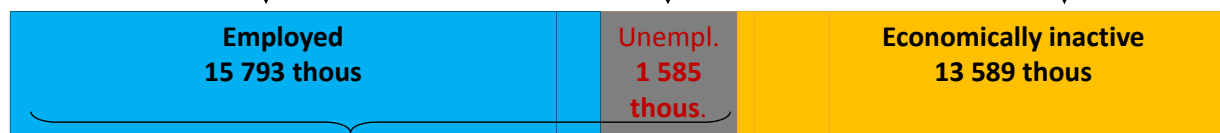
ILO-Data2X Roundtable discussion to review actions underway and next steps (Session 2)
GENEVA , October 2014

Labour force
in POLAND
in 2nd quarter 2014

- basic information

Persons aged **15 years and over in POLAND**

by status on labour market



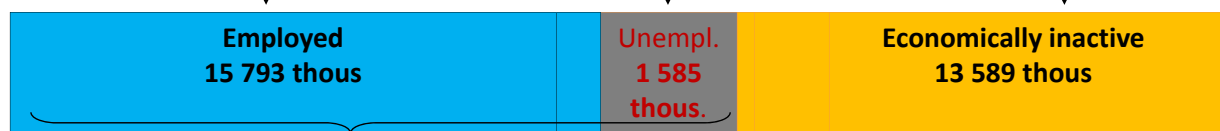
LABOUR FORCE - 17 343

Activity rate	<i>in %</i>	56,1
Employment rate		51,0
Unemployment rate		9,1

Source: Labour Force Survey in Poland (BAEL), II quarter 2014

Persons aged **15 years and over in POLAND**

by status on labour market

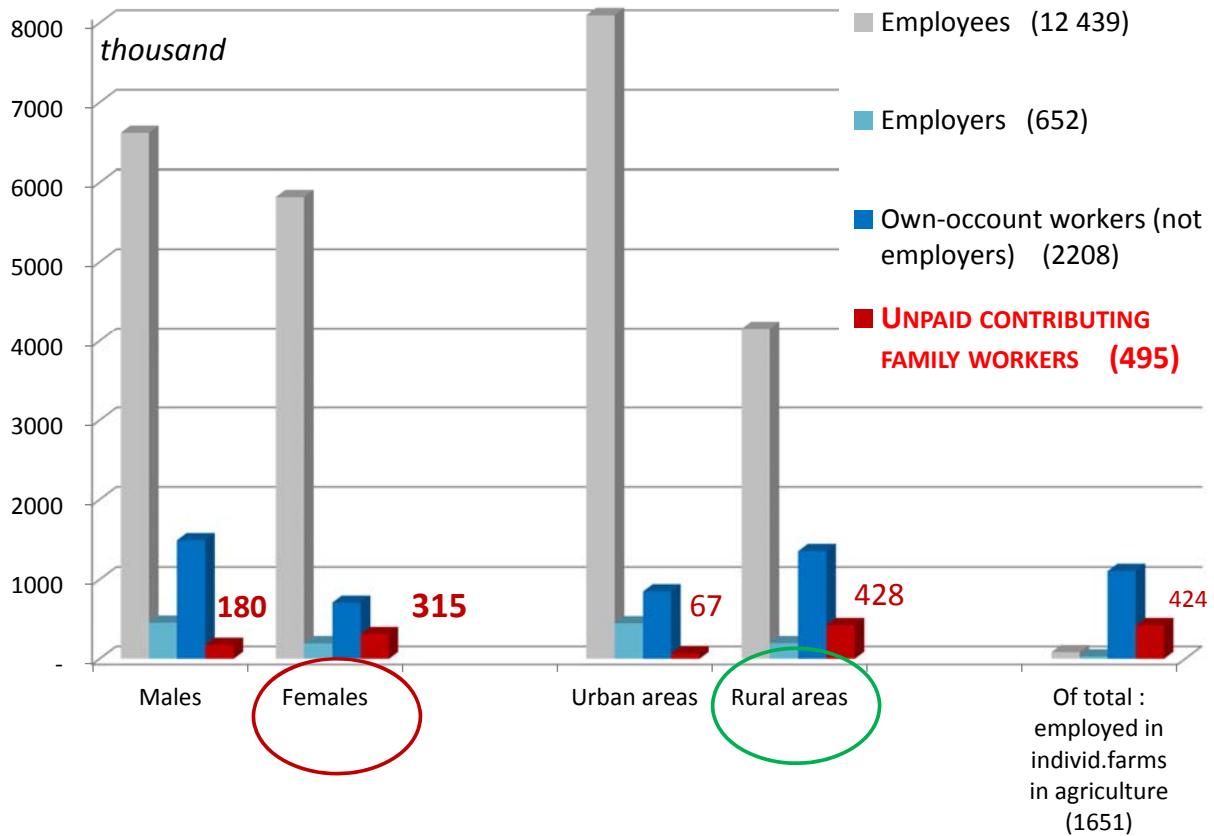


LABOUR FORCE - 17 343

			Total	Males	Females
I	Employed – total	in thous	15 793	8 753	7 041
	<i>in %</i>		100,0	55,4	44,6
II	Unemployed - total	in thous	1 585	832	753
	<i>in %</i>		100,0	52,5	47,5
III	Economically Inactive – total	<i>in thous</i>	13 589	5 236	8 354
	(Outside labour force)	<i>in %</i>	100,0	38,3	61,5
	Activity rate	<i>in %</i>	56,1	64,7	48,3
	Employment rate		51,0	59,1	43,6
	Unemployment rate		9,1	8,7	9,7

Source: Labour Force Survey in Poland (BAEL), II quarter 2014

Employed aged 15 years and over in POLAND
by status of employment
in 2 nd quarter 2014



Labour force survey in Poland



The LFS methodology is based on **Resolution concerning statistics of the economically active population, employment, unemployment and underemployment**, adopted by the **13th ICLS - Thirteenth International Conference of Labour Statisticians in October 1982** and recommended by the **International Labour Office**.

The main regulation implementing labour force survey in the European Community Member States is the **Regulation of the European Council No. 577/98 of March 9th, 1998 on the organization of the labour force sample survey in the Community (as amended)**.

Frequency of publication:

quarterly edition

The level of economic activity of the population by demographic (age, **sex**) and social characteristics. Employed persons by occupational characteristics, employment status and working time. Characteristics of the unemployed (duration of unemployment, methods of looking for a job, professional experience) and the situation of disabled persons on the labour market. Reasons for economic inactivity.

<http://stat.gov.pl/en/topics/labour-salaries/>



13 ICLS Resolution *versus* 19 ICLS Resolution

Diagram 4. Components of labour underutilization relating to insufficient labour absorption

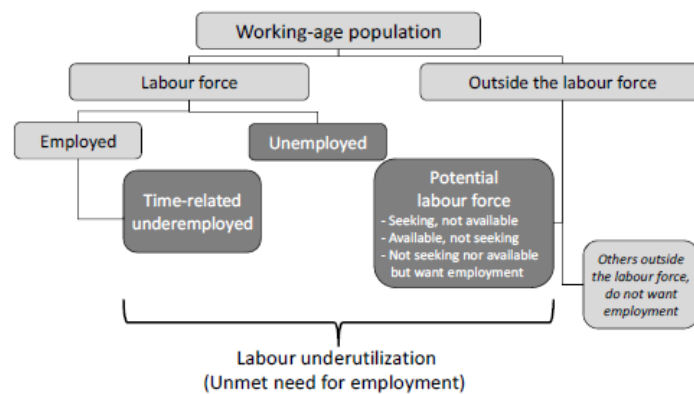


Diagram 2. Participation in different forms of work

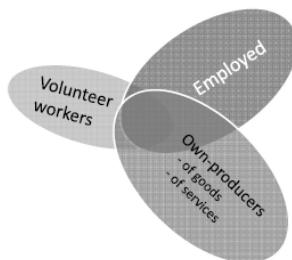


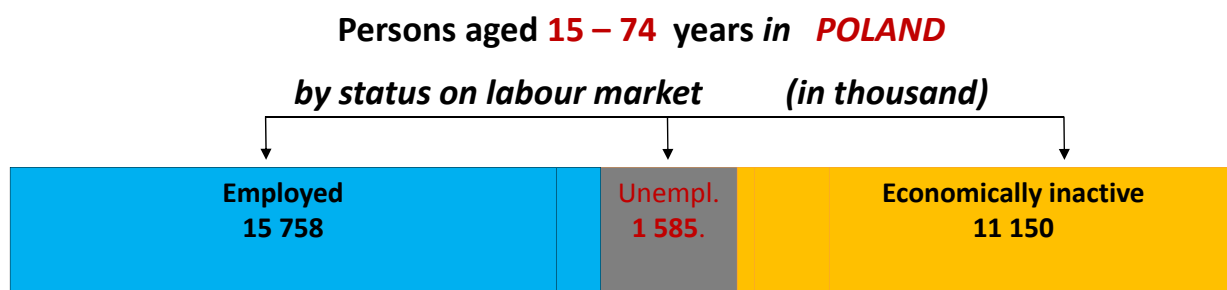
Diagram 1. Forms of work and the System of National Accounts 2008

Intended destination of production	for own final use		for use by others			
	Own-use production work	Employment (work for pay or profit)	Unpaid trainee work	Other work activities	Volunteer work	
Forms of work	of services	of goods			in market and non-market units	in households producing goods services
	Relation to 2008 SNA					
			Activities within the SNA production boundary			
Activities inside the SNA General production boundary						

11. The form of work identified as employment sets the reference scope of activities for labour force statistics. The concept **labour force** refers to the current supply of labour for the production of goods and services in exchange for pay or profit. The labour force is computed as described in paragraph 16.

Labour underutilisation

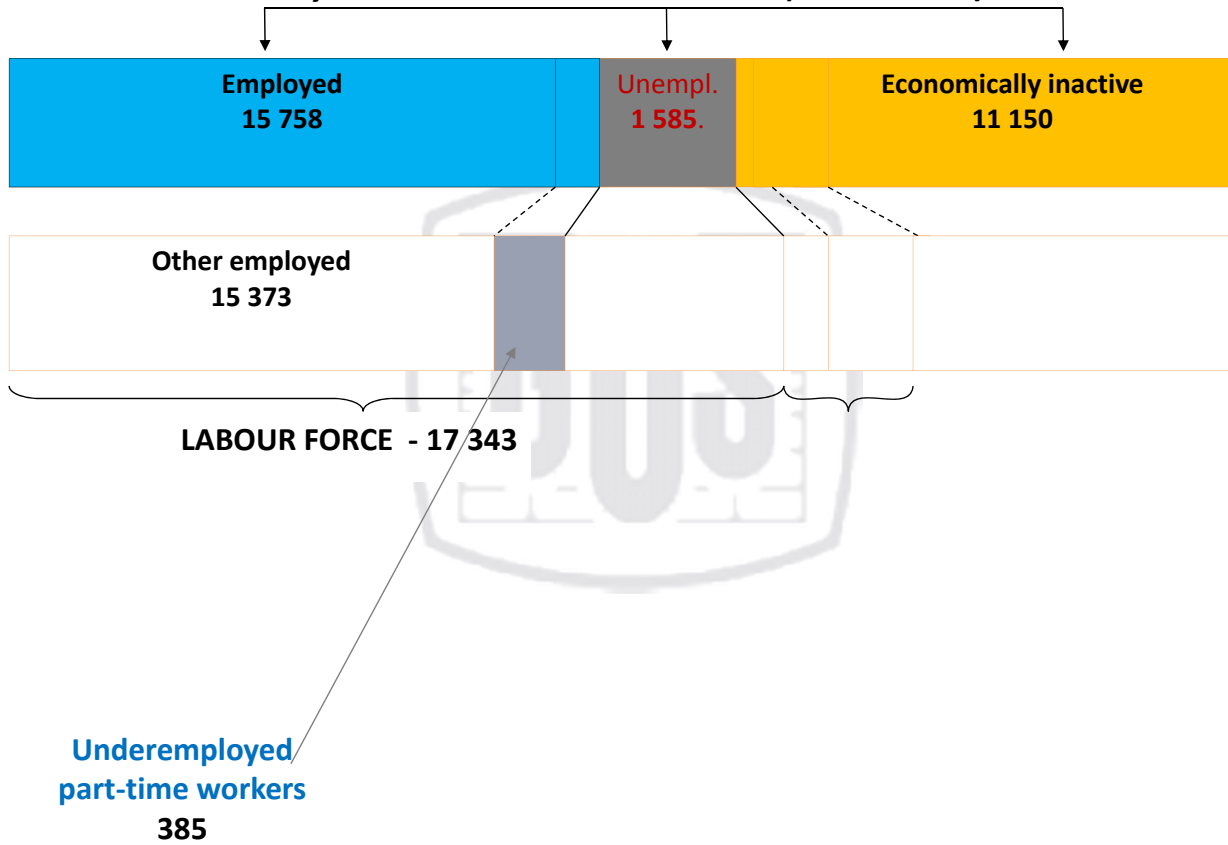
- Polish experience



LABOUR FORCE - 17 343

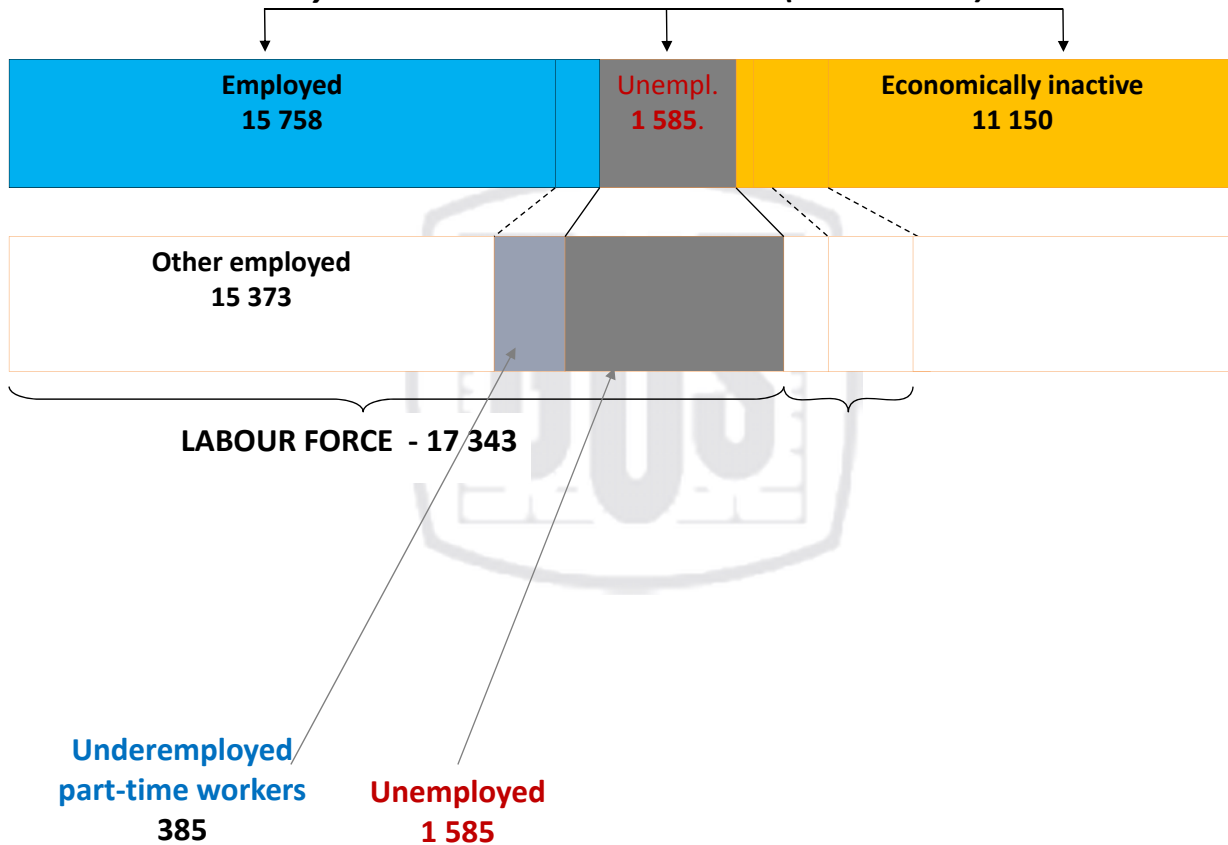
Persons aged 15 – 74 years in **POLAND**

by status on labour market (in thousand)



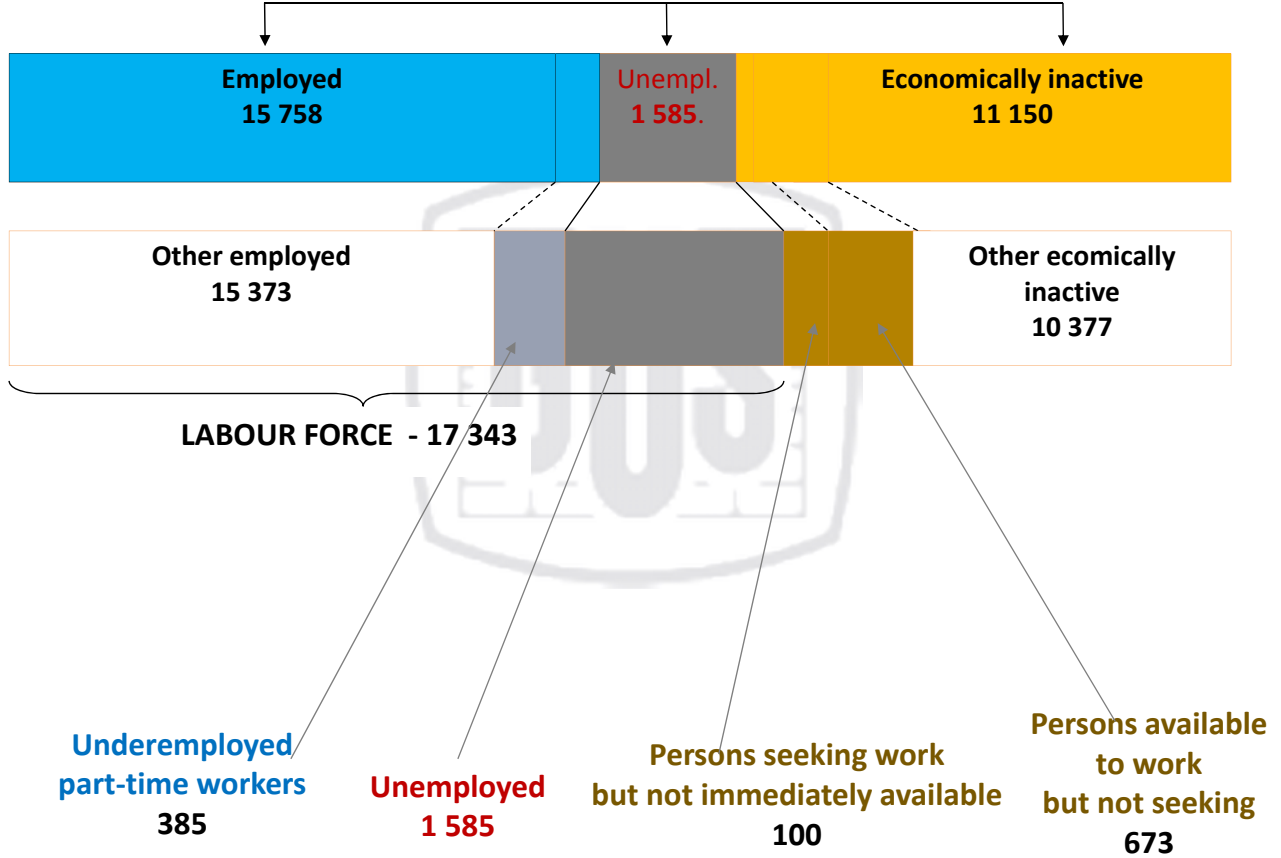
Persons aged 15 – 74 years in **POLAND**

by status on labour market (in thousand)




Persons aged 15 – 74 years in **POLAND**

by status on labour market (in thousand)



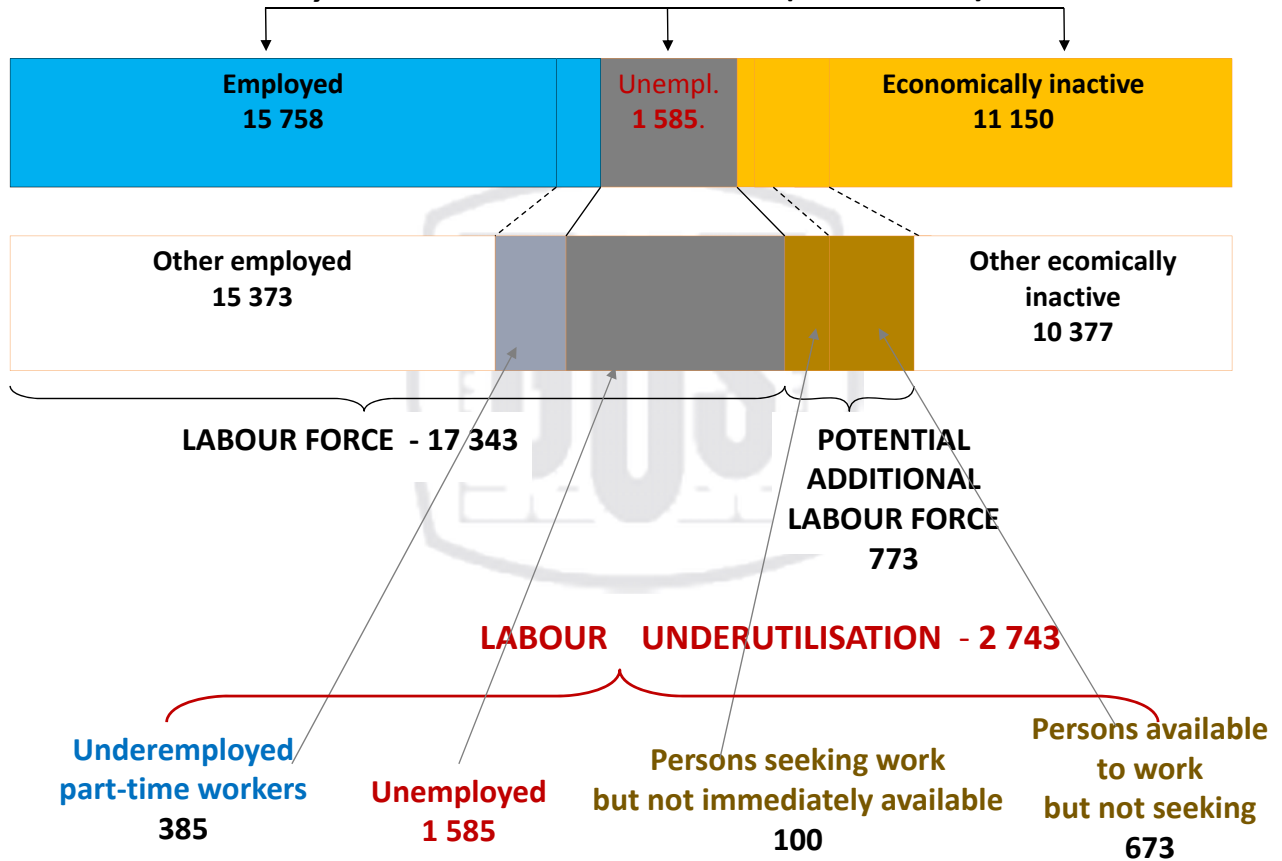
Persons aged 15 – 74 years in **POLAND**

by status on labour market (in thousand)



Persons aged 15 – 74 years in **POLAND**

by status on labour market (in thousand)



Persons aged 15 – 74 in POLAND by status on labour market in 2 nd quarter 2014 (in thousand)			Total	Males	Females
I Employed – total	1	Employed without underemployed part-time workers	15373	8581	6792
	2	Underemployed part-time workers	385	147	238
II Unemployed	3	Unemployed	1585	832	753
III Outside labour force - total	4	Persons seeking work but not immediately available	100	49	51
	5	Persons available to work but not seeking	673	290	383
	6	Other Outside labour force - total	10377	4072	6304
Total			2743	1318	1425

Labour underutilisation




Source: Labour Force Survey in Poland (BAEL), II quarter 2014

Volunteer work

- **Polish experience**

– *LFS ad-hoc module data*

...based on ...



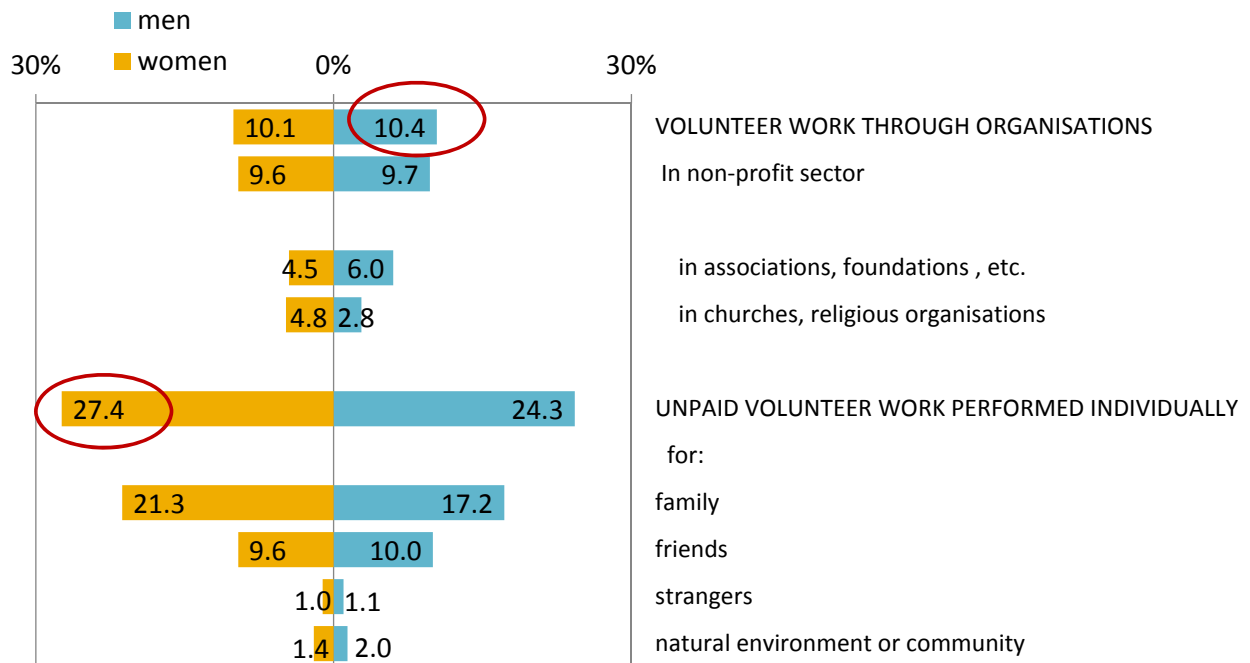
“Volunteer work outside own household (PNZ)” was carried out in Poland in the first quarter of 2011, as *ad-hoc LFS module* (13 thous people random sample)

Population performing formal or informal volunteer work during 4 weeks / and during year 2010, by demographic and social characteristics.

Types of volunteer work through organizations as well as types of direct, unpaid, non-compulsory work for others outside own household.

The volume of volunteer work in hours (FTEs) and its monetary value.


Population age 15 and more engaged in unpaid work outside own household by type of work within 4 weeks preceding the survey



Unregistered employment

- national concept

- LFS ad-hoc module data



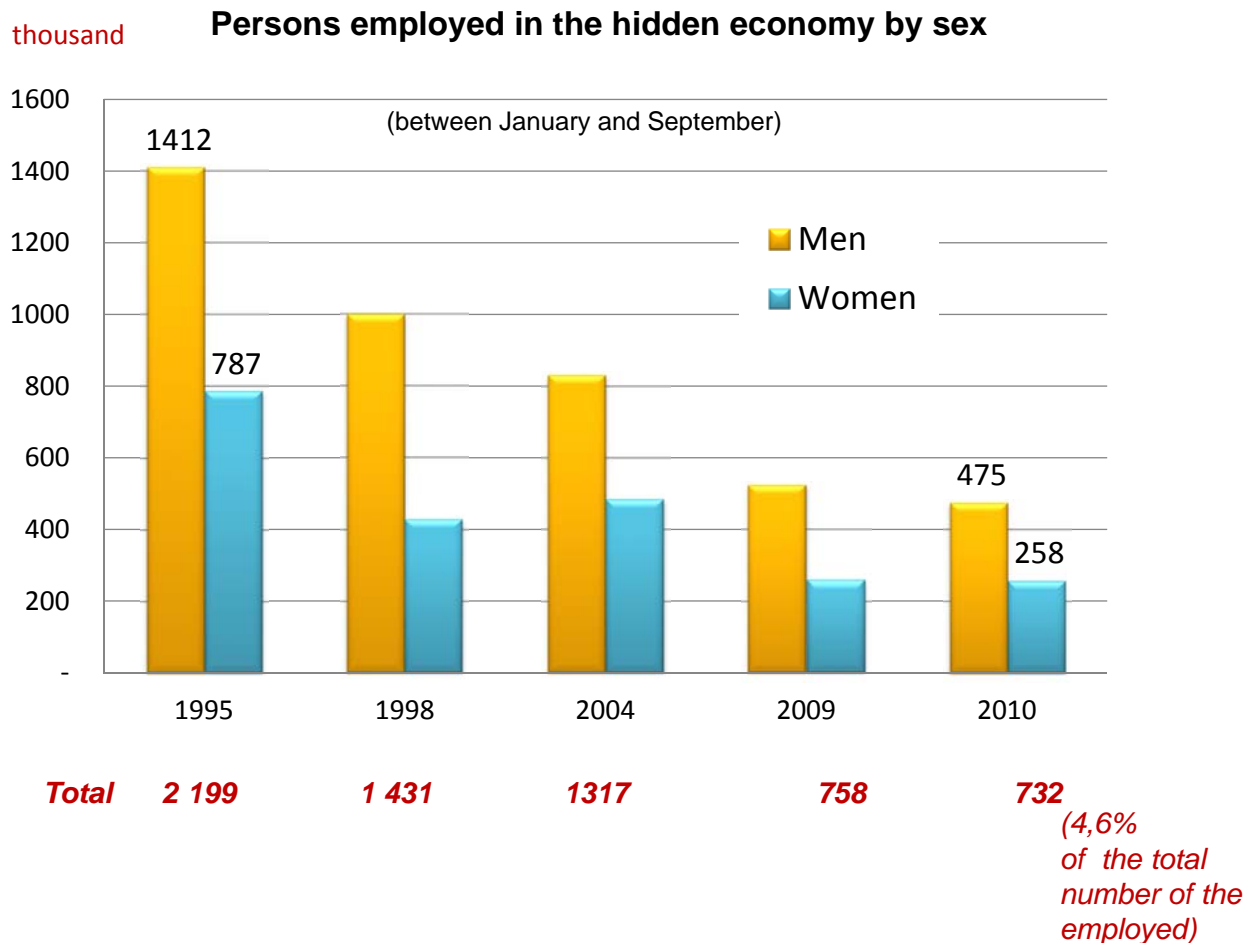
The LFS module survey "*Unregistered employment*," - conducted in the fourth quarter of 2010.

The subject of the research module were, on the one hand, **opinions on undertaking unregistered employment**, and on the other – confrontation with reality, understood as **unregistered work performed directly by the respondent or hiring workers by the respondents or their households without the written contract**.

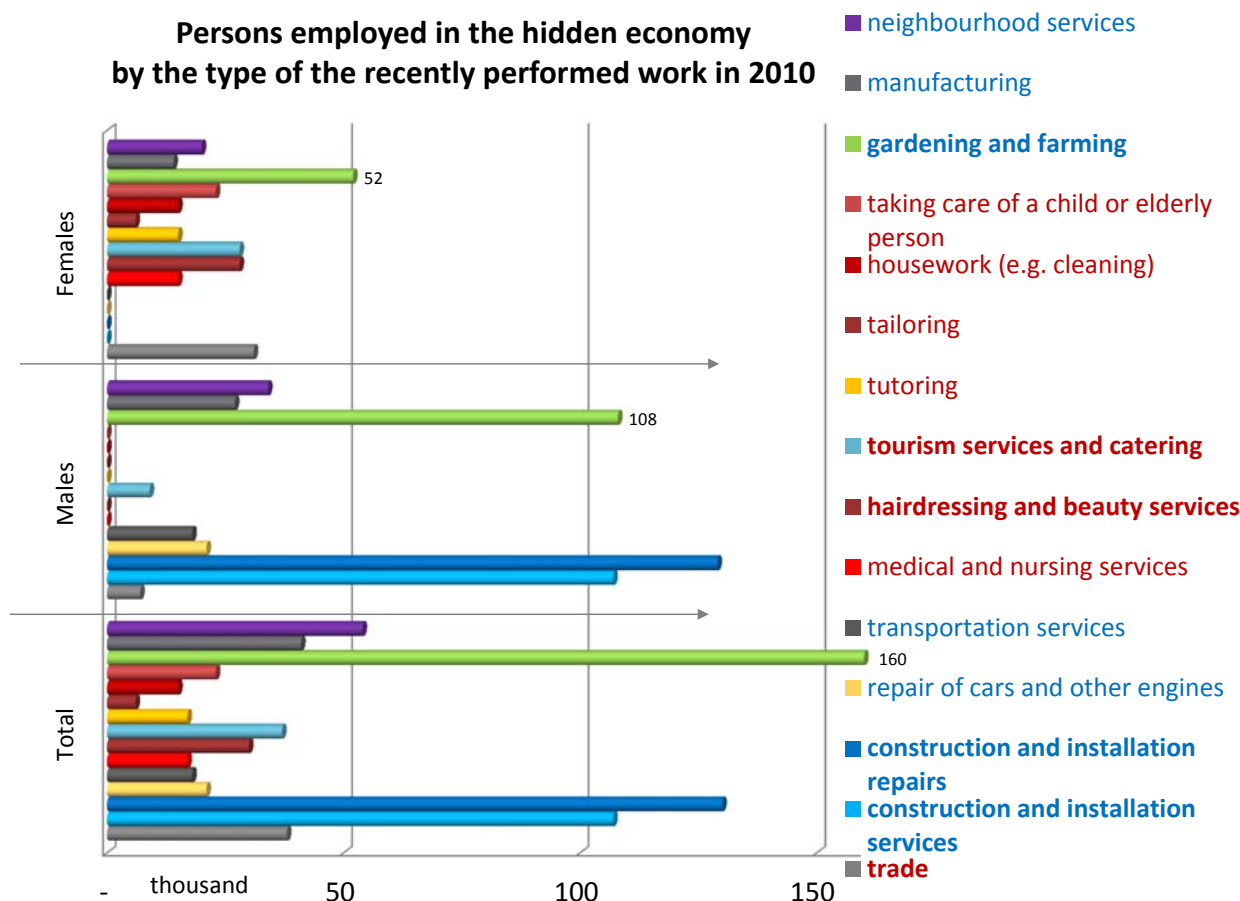
Questions included in the survey concerned unregistered employment or the use of informal labour **in the period of 9 months of 2010 (January to September)**.

Persons working in the grey area in connection with socio-demographic characteristics (sex, age, education), the type of work performed, duration of work, reasons for taking up the job.

<http://stat.gov.pl/en/topics/labour-salaries/labour/unregistered-employment-in-poland-in-2010,5,3.html>



Persons employed in the hidden economy by the type of the recently performed work in 2010



Basic challenges for the future

- improvement of employed and unemployed definitions - according to 19 ICLS
 - Census of population, Labour Force Survey or administrative data sources?

To find solution how to measure:

- Unpaid trainee work - 19 ICLS
- Own-use production work - 19 ICLS

For Poland, the basic definition and way how to collect labour force data should be in line with European Union recommendations

• Employed in agriculture - national needs

- which survey to use as a standard? LFS/ Census of Agriculture /Farm Structure Survey? (different populations)
- current or usual status ?? (1 week or 12 months) ??
- in persons or in AWU – average working units?

• Hidden unemployment (in agriculture) - national needs

<http://stat.gov.pl/en/topics/labour-salaries/>



Thank you!