



HIES



Major Uses

- CPI: weights and basket (89%)
- Welfare analysis: poverty, inequality, social exclusion, etc. (85%)
- National accounts: basis for estimates and quality control checks (60%)
- Evaluation of government policies (28%)
- Consumer behaviour (41%)



Uses: Welfare

- Level, structure and trends in economic well-being
- Income/expenditure distributions & poverty indicators
- Income/expenditure comparisons between groups
- Sources of income & Types of expenditures

Table 1: Poverty Indicators

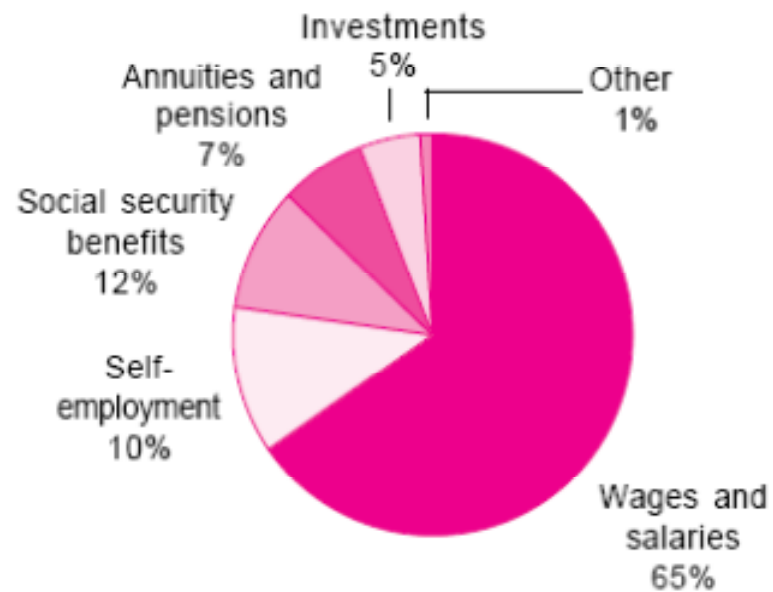
<i>Years</i>	<i>Poverty line</i>	<i>Poverty rate</i>	<i>Poverty gap</i>	<i>Gini</i>	<i>Mean poor income</i>
1995	8'200	15	31	19	5'700
2000	8'300	8	21	12	6'600

Table 2: Mean income by unemployment experience, percent of national mean

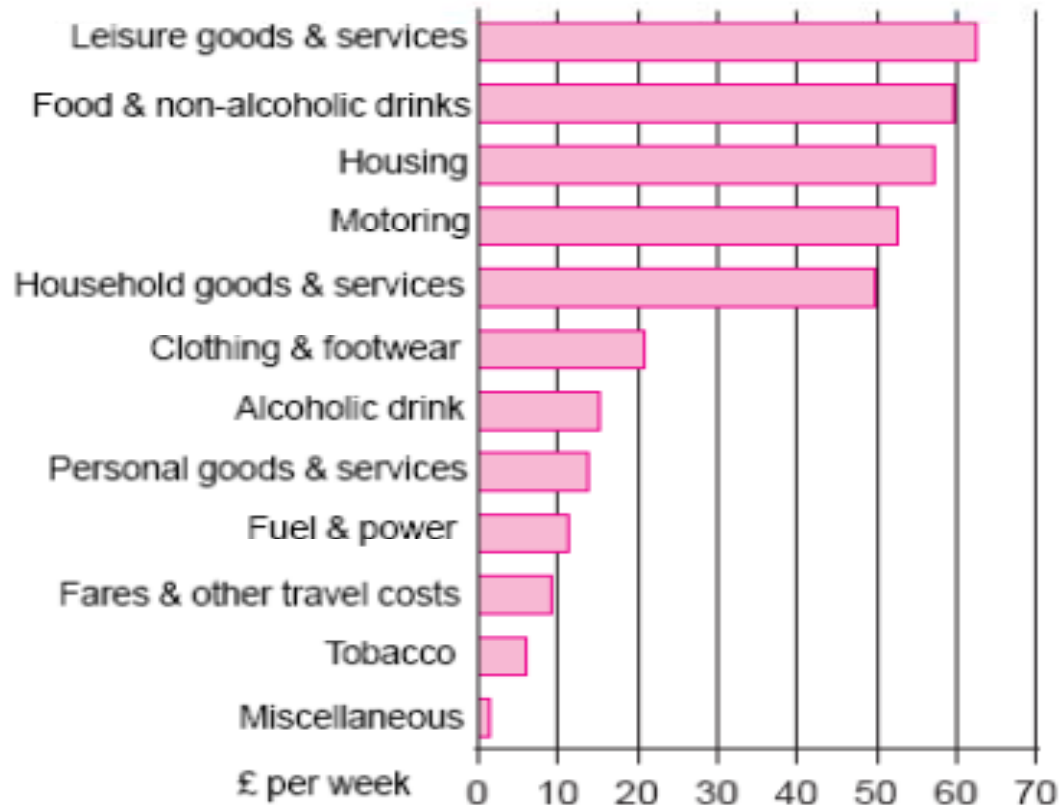
<i>Employment insecurity</i>	<i>%</i>
<i>>= 6 months unemployed</i>	65
<i><6 months unemployed</i>	93
<i>experience of unemployment last 12 months</i>	90
<i>experience of unemployment in past 5 years</i>	98
<i>Never unemployed</i>	118
<i>Inactive</i>	97

8.2 Source of income as a percentage of gross weekly household income for all households

Per cent



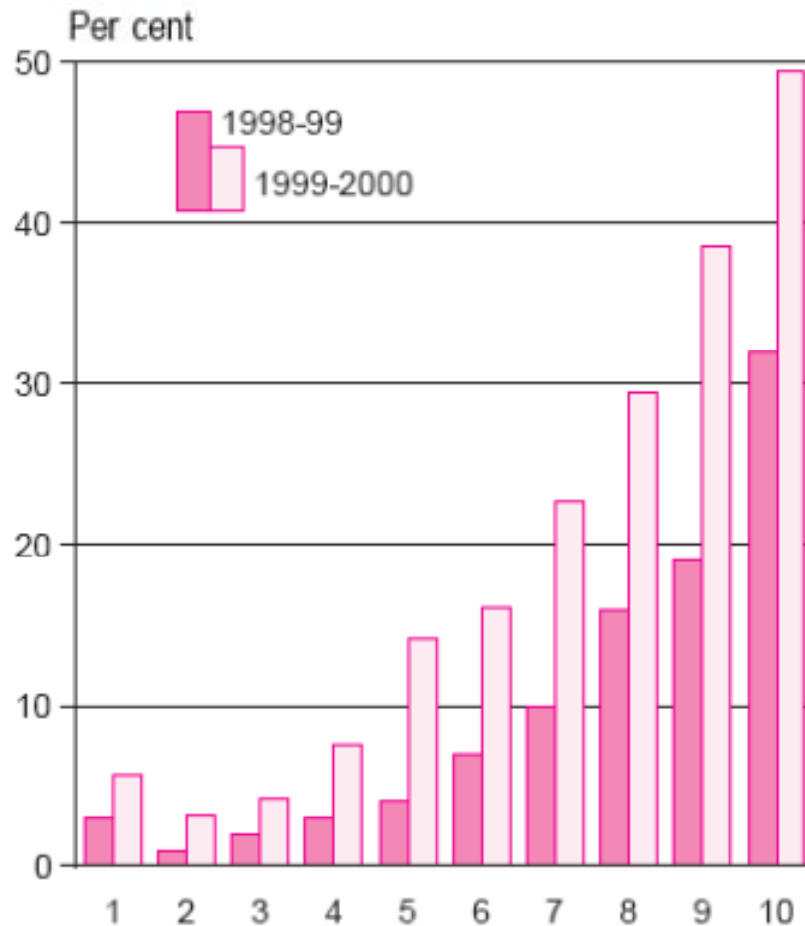
1.1 Average weekly expenditure on the main commodities and services



5.1 Total expenditure in relation to the UK average



9.2 Home access to the Internet by income decile group, 1998-99 and 1999-2000



ICLS Resolutions on HIES

- **2 Living standards resolutions** – 3rd ICLS (1926), 7th ICLS (1949)
- **1973 HIE Surveys (12th ICLS) & 2003 HIE Statistics (17th ICLS)**
 - Emphasis on statistics; extensive detailed guidance on conceptual framework & operational definitions; new approaches





Related ICLS resolutions

- **1998 employment-related income (16th ICLS)**
- **1973 system of wages statistics (12th ICLS)**
 - 2003 HIES resolution consistent but wider in scope (Annex 1, pg 24)
- **Previous CPI: 2nd ICLS(1925), 6th ICLS(1947), 10th ICLS(1962), 14th ICLS(1987)**
- **Current CPI: (17th ICLS) - 2003**
 - 2003 HIES resolution consistent but provides for other uses of statistics

Other related activities 1

- **Canberra City Group on Household Income Statistics (2001 Final report)**
 - Comparable income distributions between developed economies over-riding objective
- **World Bank (2000 Handbook on multi-purpose household surveys)**
 - Driven by welfare analysis from a wide monetary and non-monetary perspective
- **EUROSTAT (2002) – Draft manual on income statistics & EUROSTAT (2003) - Manual on HBS**
 - Limited to practices and commonalities in EU countries relevant to EU legislation

Other related activities 2

- **UNSD/EUROSTAT (1998) - DICAH**
 - Balancing household accounts à la SNA based on developed economies
- **Several national efforts: e.g. ABS Provisional Framework, 1995**
 - Driven by national considerations