

Attitudes to Child Labour and Education

Baseline Study

Prepared for ILO by TNS



Polling & Social

Research Objective

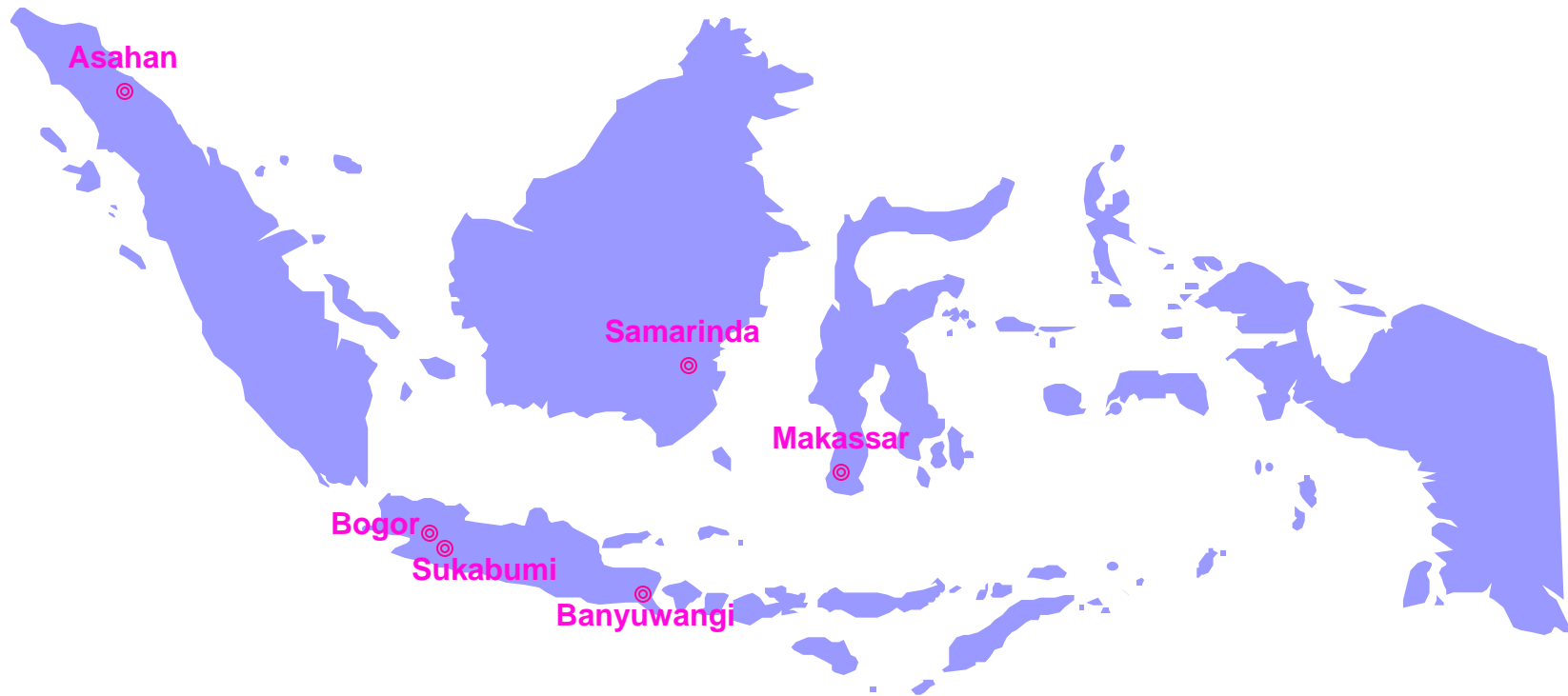
- The overall objective was to develop a number of benchmark measures against which future shifts in attitudes and behavior can be compared (including regional differences) by developing profiles of households more prone to have their children dropping out of school to join the workforce. Specific aims were
 - To assess attitudes toward child labor
 - To determine current activities undertaken by children aged 12- 15, from poorer households, across a number of areas. Activities include : Going to school, working full time or part time, working on a casual basis, helping out at home, etc.
 - To measure awareness and attitude toward 9 years of compulsory basic education

Target & Sample Design

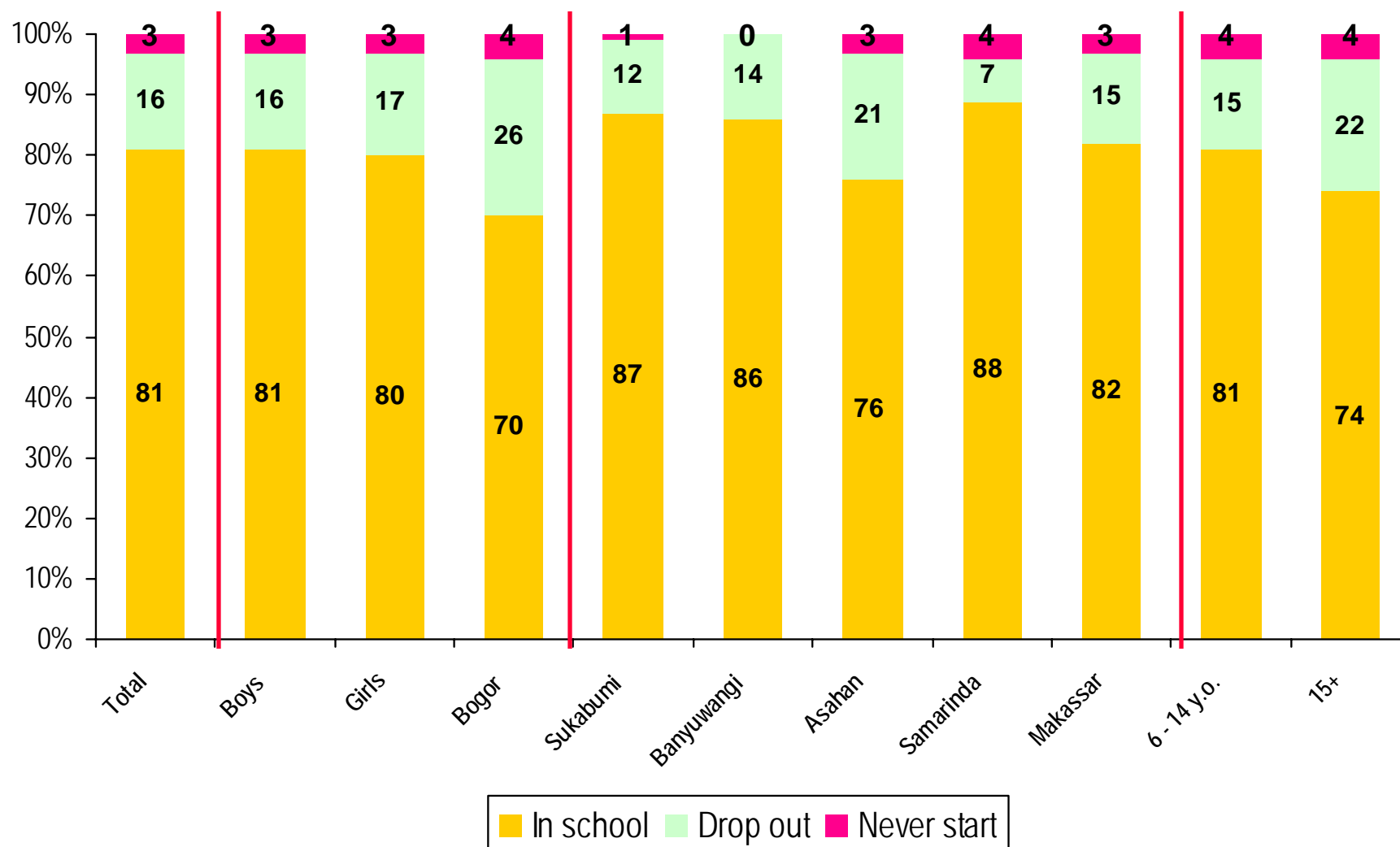
- The research target for the survey has been specified as follows :
 - SES (Social Economic : D and E (total household expenditure less than Status) Rp 600,000 per months)
 - Gender : Male/Female (Mother or father, decision maker for education)
 - Children's schooling : Have school aged children between 12 to 15 years
 - Regional : Bogor, Asahan, Banyuwangi, Sukabumi, Samarinda, Makassar

- Data collection method was face-to face interview

Survey Coverage



School participation and non-participation (n=2438 school aged children)



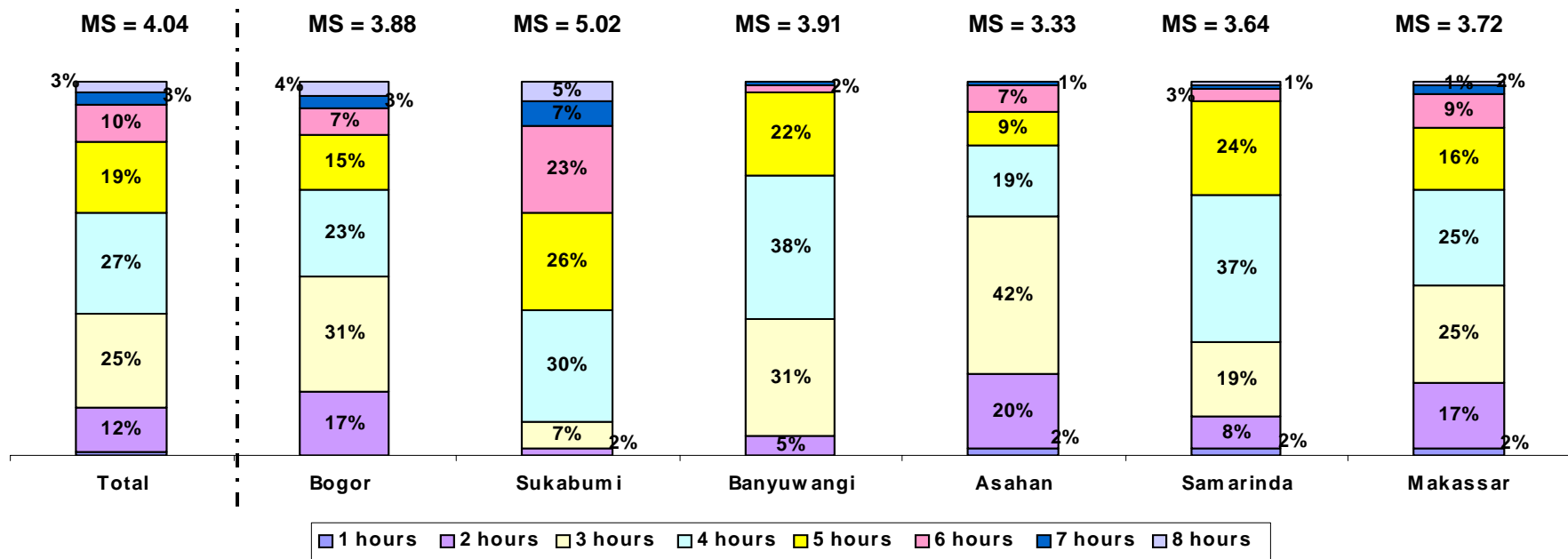
S5: Did they drop out of school or did they never start?
 Base: All school aged children in the 1212 households surveyed

Parents Attitude Toward Child Labour



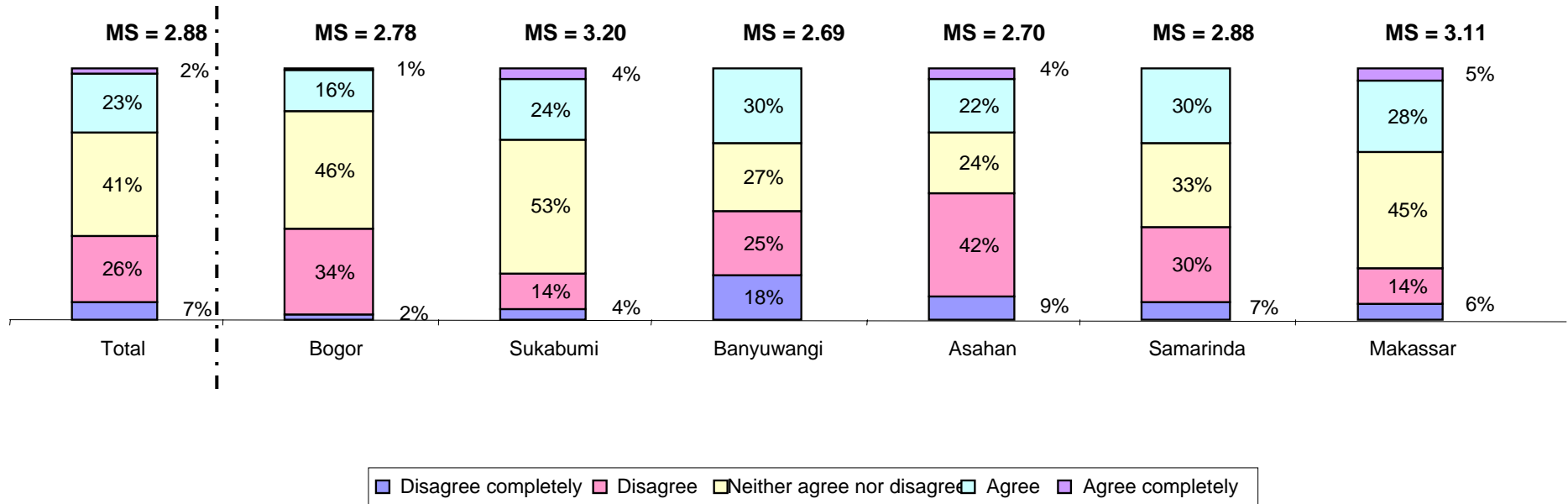
For children under 15 years old, there is a significant difference in the working hours which parents consider they can reasonably work. 38% suggested they could reasonably work 3 hours a day or less, 35% said 5 hours or more.

If Your Children Below 15 years-old Were Working, How Many Hours per day do You Think It Is Reasonable for Them to Work?



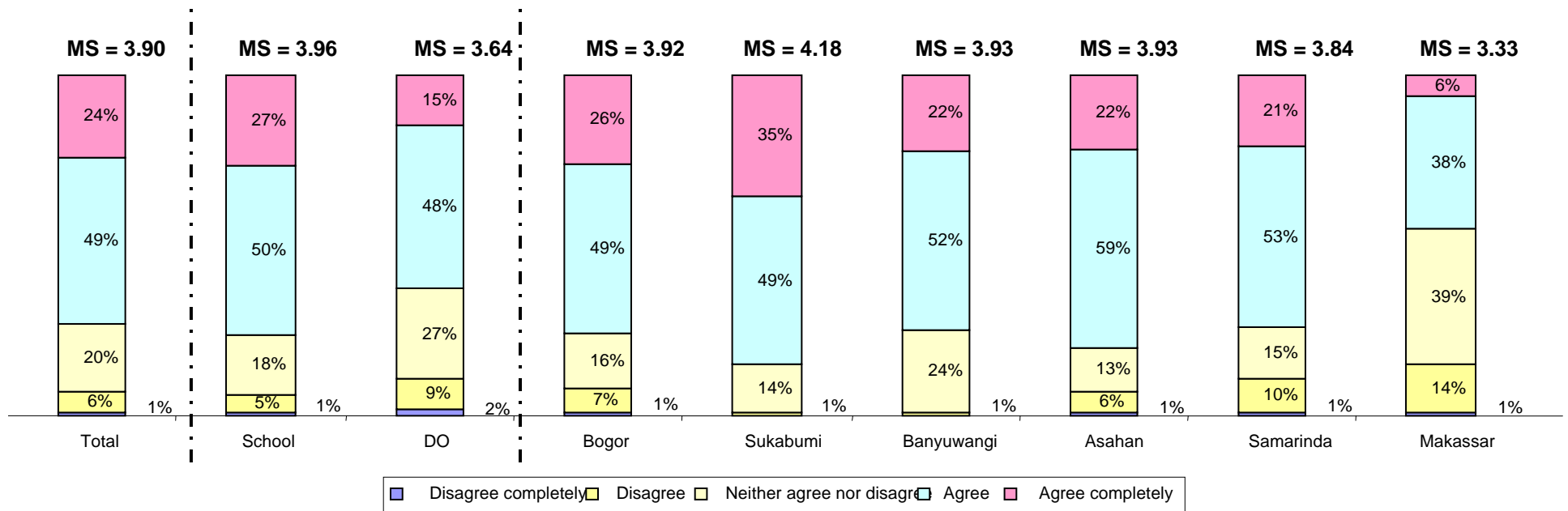
There is divided opinion about whether working at a young age is a better way to learn. 33% disagree, 25% agree, with 41% neither agreeing nor disagreeing

**Parents' attitude on "Working at a young age is a better way to learn"
(5 points scale)**



73% of parents agree that working at school age can be hazardous to a child's health. 20% neither agree nor disagree. 7% disagree.

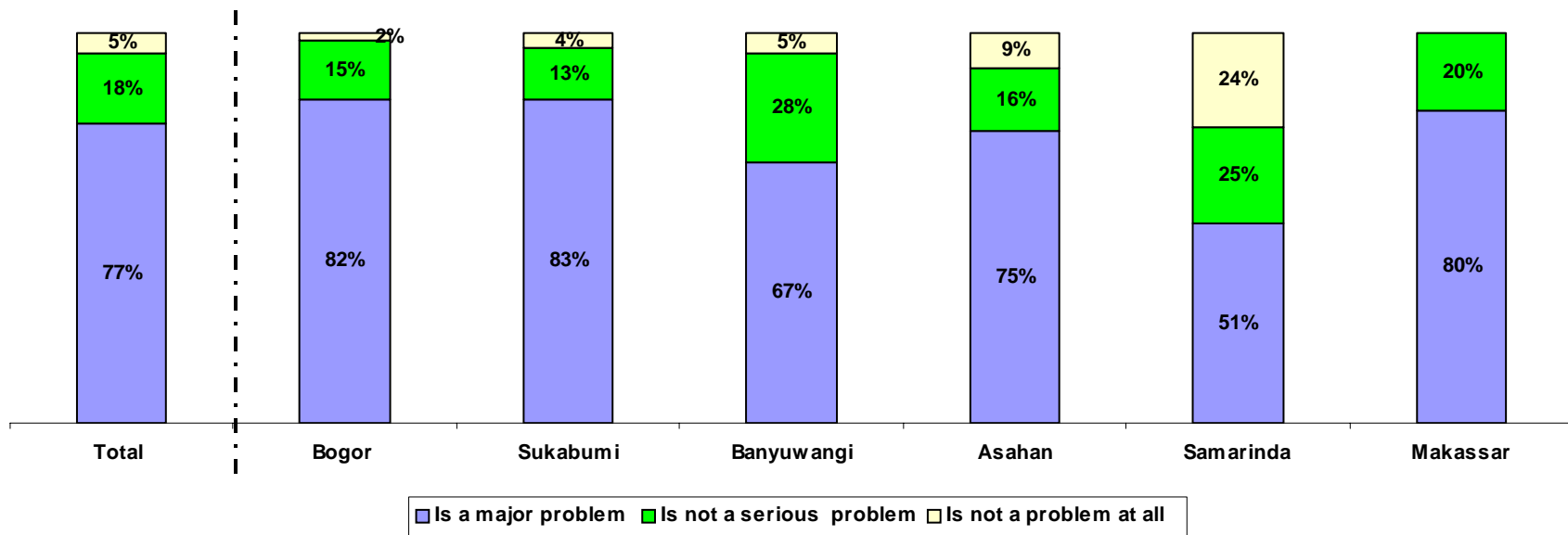
**Parents' attitude on "Working at School Age can be Hazardous to a Child's Health"
(5 points scale)**



Community Factors that Influence Child labor

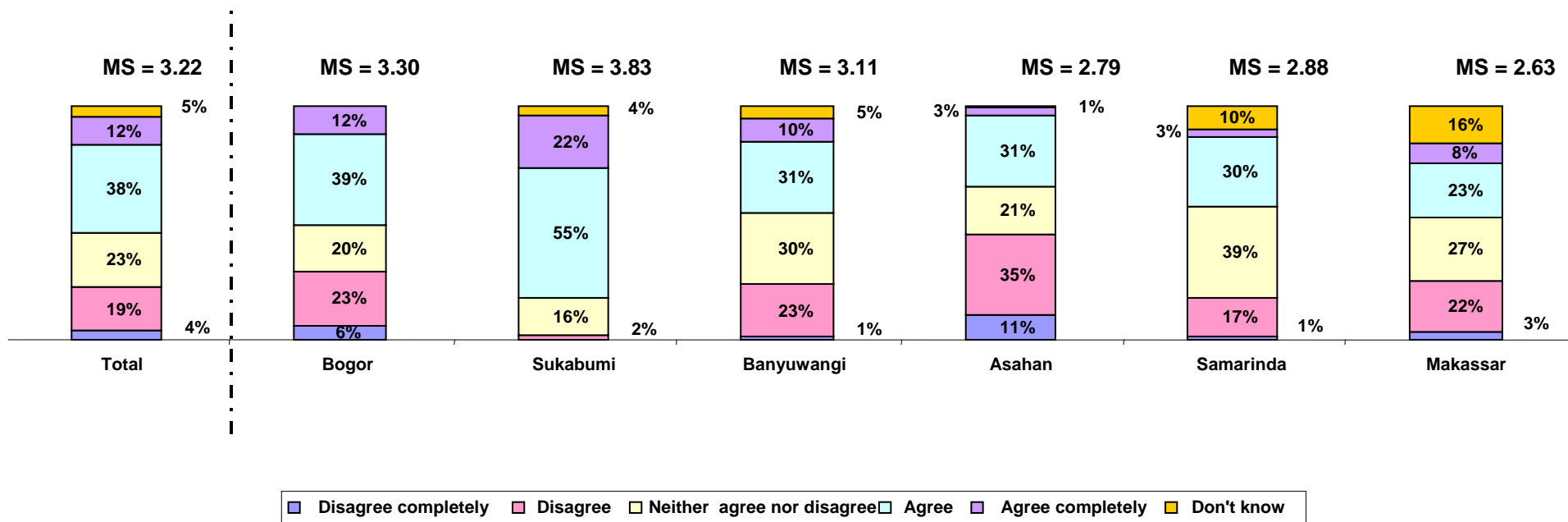
Most (77%) see the number of school drop outs as a major problem in their community, but less so Samarinda ...

Perception Toward the Existence of a Large Number of Children who Have Dropped Out of School and Working



Half of the respondents felt that local governments were active in trying to prevent child labour

Parents' attitude on "The local government is active in preventing child labour"
(5 points scale)



Type of Work that Children below 18 years-old
should Definitely Not be Doing



Type of Work that Children Below 18 years-old Should Definitely Not Do

	Total	Region					
		Bogor	Sukabumi	Banyuwangi	Asahan	Samarinda	Makassar
Produce and sale of illegal substances/drugs	96%	100%	91%	96%	100%	100%	91%
Work to be performed in entertainment places such as discothique, massage parlour or location of prostitution	89%	93%	89%	85%	99%	98%	77%
Work long hours (example 10 hours without rest)	73%	71%	67%	92%	86%	92%	48%
Work that should be performed in the night	70%	73%	56%	80%	80%	87%	60%
Work with machines (example sewing machine, axe,electric generator)	58%	60%	59%	61%	92%	78%	16%
Work with heavy equipments (example tractor)	38%	23%	42%	41%	84%	76%	11%
Work to be performed in the height more than 2 meter (example cleaning tall buildings, construction work)	37%	29%	48%	40%	63%	67%	3%
Work in a work place that exposes children to biological hazards such as bacteria, germ, virus (example works in animal slaughterhouse, hospital cleaning)	35%	37%	35%	35%	62%	38%	7%
Work under water (example pearl diving)	30%	13%	37%	27%	83%	76%	8%
Heavy lifting work	27%	25%	20%	22%	70%	58%	8%
Work in a noisy workplace (example near noisy machine)	27%	4%	44%	29%	71%	58%	3%
Work in off-shore (example fishing boat)	23%	9%	18%	26%	74%	64%	4%
Work in a work place that exposes children to chemical substances (example dyeing, shoe gluing)	16%	7%	25%	9%	39%	41%	1%



Participation & Attitude to Education

Children's Current Activity

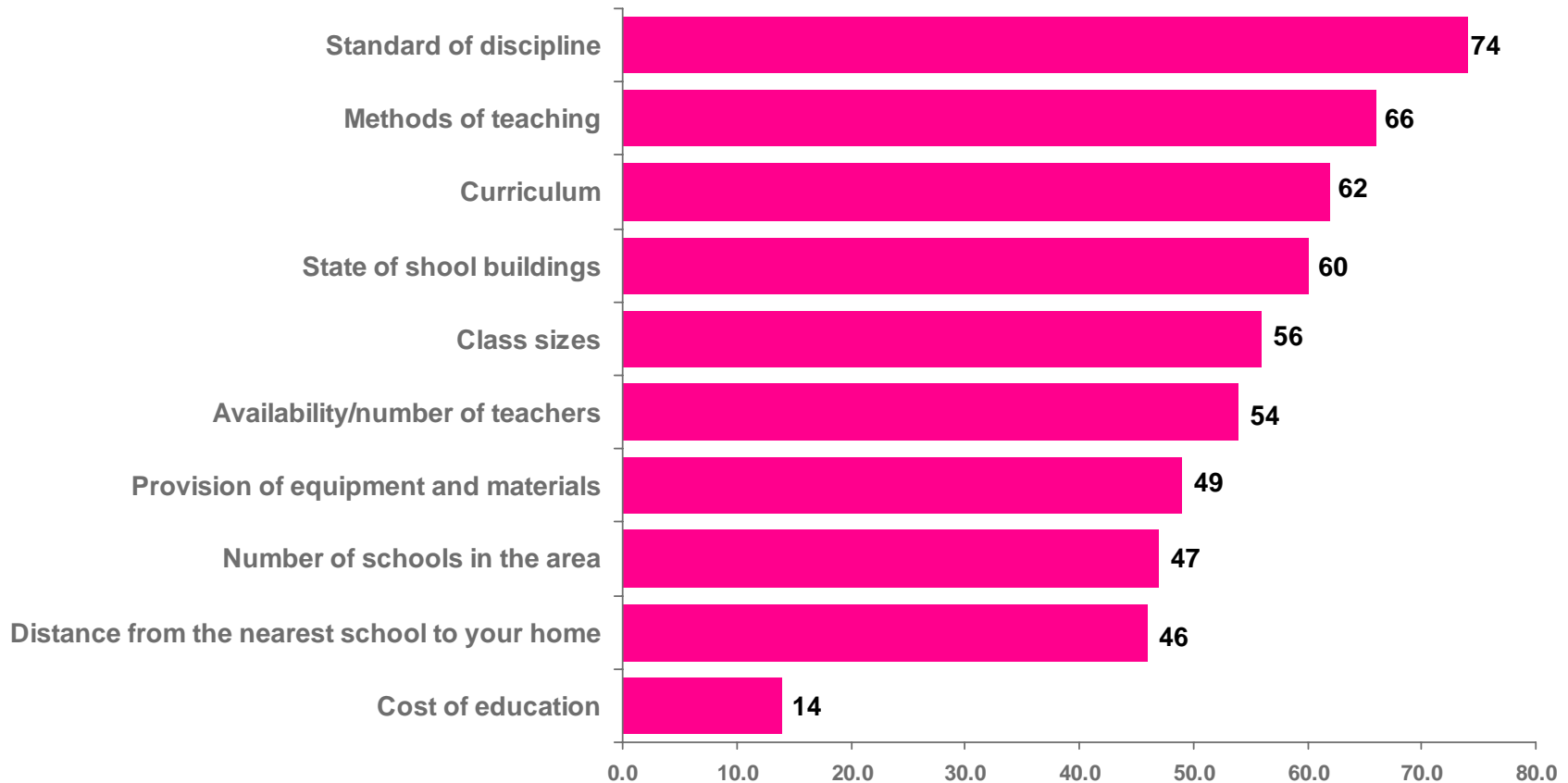
Among children out of school, many of them are only helping out at home

	Total	Child gender		Child school status	
		Male	Female	In school	Out of school
Going to school (incl. package A and B)	78%	82%	74%	97%	4%
Helping out at home instead of going to school or working	12%	7%	18%	1%	59%
Working for money instead of going to school	7%	8%	6%	1%	30%
Don't go to school, work or help out at home	1%	2%	0%	0%	5%
Helping out at home while going to school or working	1%	1%	1%	1%	1%
Working for money while going to school	0%	0%	0%	0%	0%



Satisfaction with current state of Education (Top 2 Boxes)

Parents are dissatisfied with cost of education and facility-related aspects -
number of schools, provision of equipment & materials

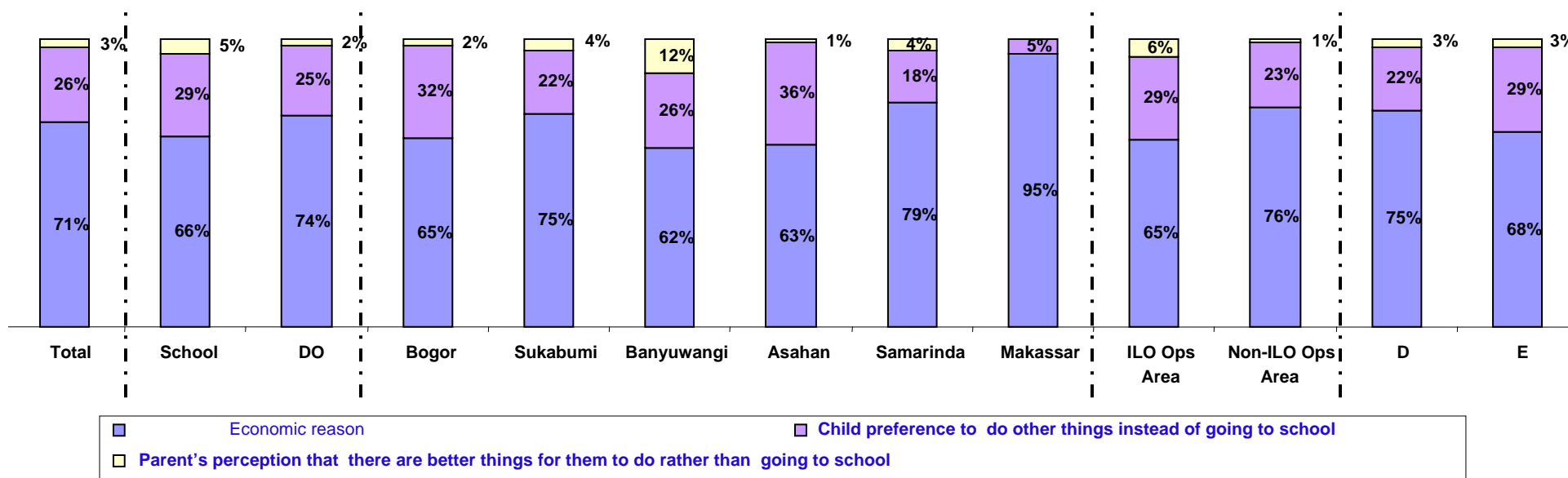


Q15. Thinking about the schools in your area, how satisfied are you with the following? Base: All n=1212



Affordability of tuition fee was the main reason among parents who have children never started going to or dropped-off from school (71%)

Reasons Why Children Never Started Going To/Dropped Out of School



There is still lack of awareness about the Government policy of 9 years basic compulsory education in Indonesia... A total of 39% said compulsory education was for 6 years

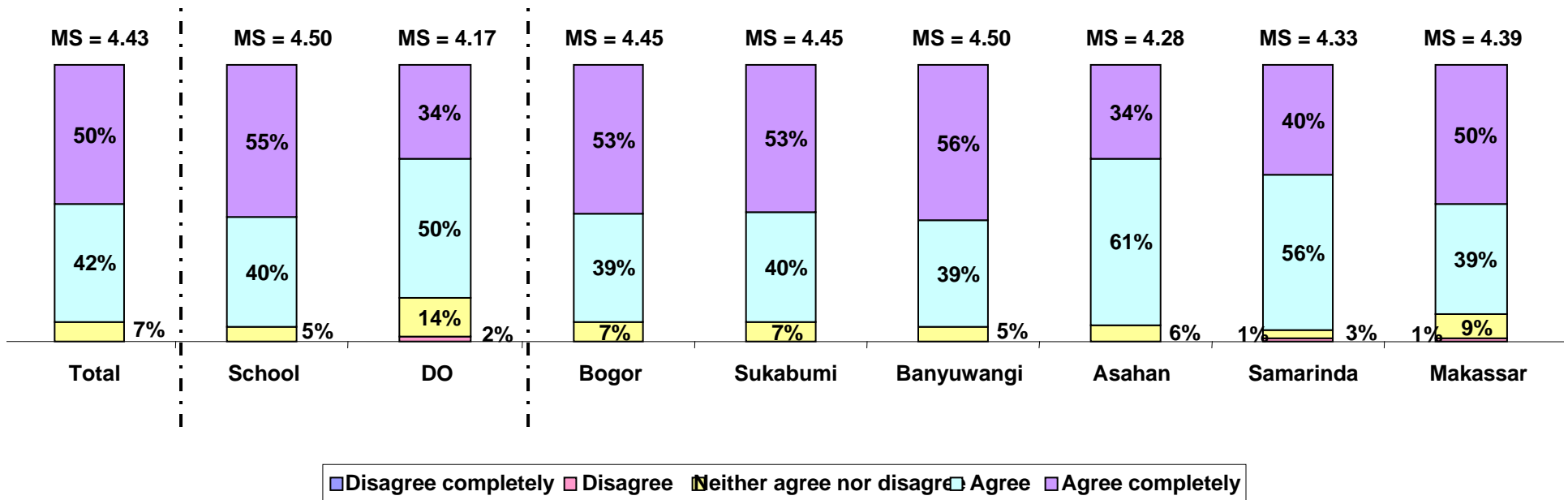
How Many Years Basic Compulsory Education in Indonesia?

	Total	Type of Children		Survey Area						ILO Ops Area		SES		Childrens' education in HH			
		School	DO	Bogor	Sukabumi	Banyuwangi	Asahar	Samarinda	Makassar	ILO	Non-ILO	D	E	SD	SMP	Paket A & B	None
9 years	50%	53%	39%	54%	76%	31%	48%	39%	30%	59%	44%	39%	56%	50%	56%	43%	40%
6 years	39%	36%	51%	39%	11%	58%	37%	44%	59%	32%	43%	51%	33%	38%	34%	43%	53%
7 years	1%	1%	2%	2%	0%	0%	2%	0%	0%	1%	1%	2%	1%	1%	1%	3%	0%
10 years	0%	0%	0%	0%	0%	0%	1%	0%	0%	0%	0%	0%	0%	0%	0%	0%	0%
12 years	5%	6%	3%	2%	11%	1%	11%	14%	1%	5%	6%	2%	7%	5%	6%	5%	0%
11 years	0%	0%	0%	0%	0%	0%	1%	0%	0%	0%	0%	0%	0%	0%	0%	0%	0%
15 years	0%	0%	0%	0%	0%	0%	1%	0%	0%	0%	0%	0%	0%	0%	0%	0%	0%
Don't know	4%	4%	5%	3%	1%	10%	1%	1%	9%	2%	5%	6%	3%	4%	3%	6%	8%



A large majority of parents still believe that education plays an important role for their children's future (92%)

Parents Attitude on “Education is Vital for My Children’s Future”
(5 points scale)



Access to Govt. programmes – A significant number of people in Samarinda, Asahan and Sukabumi claimed to have received some sort of Government assistance related to education, while most people in Bogor are untouched

	Total	Bogor	Suka bumi	Banyuwangi	Asahan	Samarinda	Makassar
Nett: Never received assistance from Govt.	71%	84%	70%	78%	61%	55%	78%
Nett: Have received assistance from Govt.	27%	14%	30%	20%	33%	45%	22%
Subnetts:							
Scholarship	17%	12%	32%	11%	17%	12%	17%
Free tuition fee	7%	13%	6%	12%	3%	3%	2%
Free school books	3%	2%	5%	6%	2%	2%	1%
Free uniform	1%	-	-	1%	1%	1%	-
Free School's building fee	-	1%	1%	-	-	-	-
JPS	-	-	1%	-	-	-	-
Money	2%	2%	-	1%	6%	-	-
Don't know	2%	2%	-	2%	6%	-	-



Parents claim that they need around Rp. 370,000 yearly to finance one children in SD, and around Rp. 960,000 yearly for one children in SMP. All cost of education for SMP are significantly larger than SD, except for uniform.

			Yearly	
	SD	SMP	SD	SMP
Registration	51,853	166,089	51,853	166,089
SPP monthly	7,867	22,288	94,404	267,456
Transport monthly	3,182	22,115	38,184	265,380
Book yearly	78,172	117,464	78,172	117,464
Uniform yearly	80,298	99,998	80,298	99,998
Others yearly	31,344	49,460	31,344	49,460
			SD	SMP
YEARLY EDUCATION COST			374,255	965,847



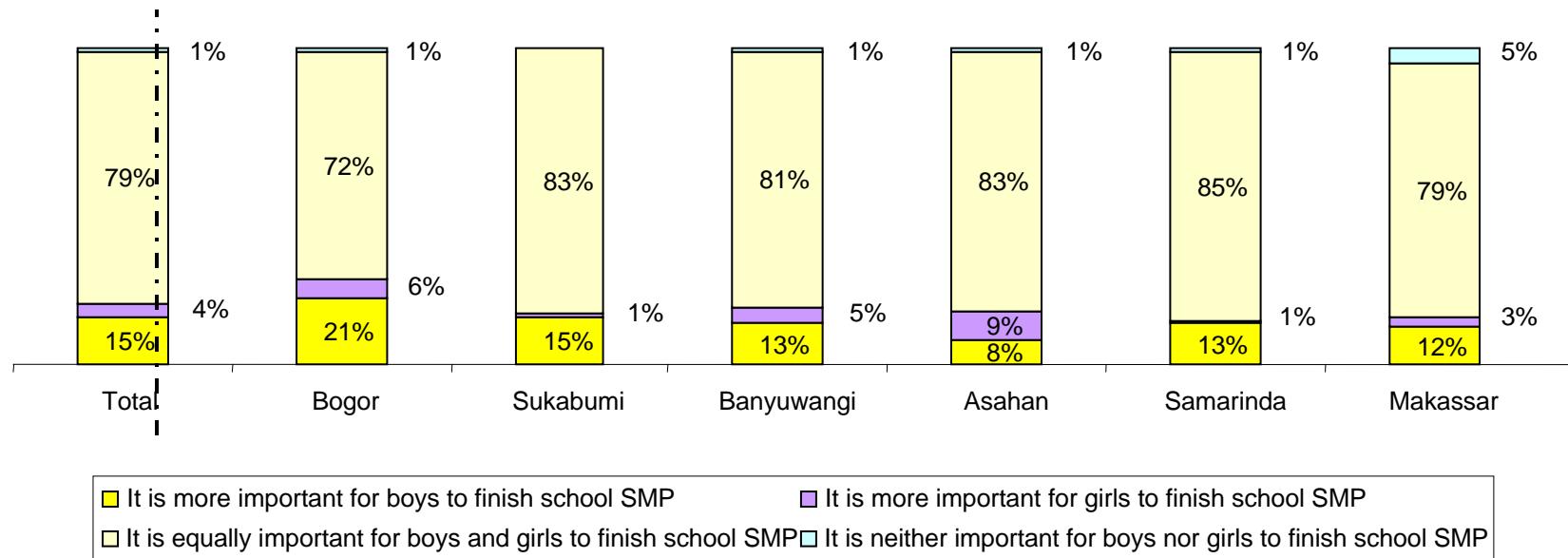
There is indication that cost of education (yearly) in Samarinda is more expensive compared to other survey areas

SD	TOTAL	Bogor	Sukabumi	Banyuwang	Asahan	Samarinda	Makassar
Registration	51,853	50,822	37,500	12,784	13,161	146,196	113,418
SPP (yearly)	94,404	88,788	97,668	71,796	57,012	166,584	129,552
Transport (yearly)	38,184	33,912	43,752	10,344	11,928	98,316	66,288
Book yearly	78,172	90,326	61,167	68,940	64,870	124,949	81,150
Uniform yearly	80,298	85,341	97,333	86,379	71,569	75,767	45,701
Others yearly	31,344	24,993	29,726	41,147	10,880	48,439	50,537
	374,255	374,182	367,146	291,390	229,420	660,251	486,646
SMP	TOTAL	Bogor	Sukabumi	Banyuwang	Asahan	Samarinda	Makassar
Registration	166,089	114,080	199,223	127,293	24,705	415,470	224,008
SPP (yearly)	267,456	326,964	281,004	158,640	199,764	432,612	224,616
Transport (yearly)	265,380	289,380	442,716	132,000	67,080	250,668	214,956
Book yearly	117,464	124,862	125,854	111,009	116,187	143,077	91,437
Uniform yearly	99,998	107,552	131,340	96,016	102,855	105,278	46,119
Others yearly	49,460	46,954	61,650	47,821	18,169	38,829	58,437
	965,847	1,009,792	1,241,787	672,779	528,760	1,385,934	859,573



Most parents are of the opinion that it is equally important for both boys & girls to finish education...still, there seems to be a bias towards boys

Parents' attitude on Gender and Its Correlation with Finishing Basic Compulsory School



Main Conclusions

Main Conclusions

- There is a need to reduce the direct and indirect costs of basic education, particularly for poorer families
- Access to education at post elementary level is an important issue
- Awareness of the nine years basic education policy remains quite low. (40% thought six years was compulsory). This suggests more needs to be done to promote awareness of the policy.
- There is a low level of understanding that long working hours for children below 15 can be dangerous and can disrupt schooling.